



Trail des Coursières 2019

Résultats



Classement général Ultra Trail des Coursières - 111 km

Rang	Dos.	Nom Prénom	M/F	Cat.	Club	Temps	S1	S2
Ultra Trail des Coursières - 111 km								
1.	1	Dominique	M (1.)	SEM (1.)	Tdr Craponne	11:49:21 --	10:49:09	01:00:13
2.	169	Florian BRUNEL	M (2.)	SEM (2.)	Lrdc	12:24:26 +35:05	11:17:01	01:07:25
3.	412	Gérôme	M (3.)	SEM (3.)		12:43:50 +54:29	11:38:40	01:05:11
4.	396	Jean-Baptiste	M (4.)	SEM (4.)		13:19:20 +1:29:59	12:17:37	01:01:44
5.	314	Antoine	M (5.)	SEM (5.)		13:40:18 +1:50:57	12:39:01	01:01:17
6.	307	Julien RAGE	M (6.)	SEM (6.)	La Petite Foulee	13:42:13 +1:52:52	12:42:46	00:59:28
7.	266	Nathalie BAZILE	F (1.)	V1F (1.)	Sport Athlétisme	13:49:03 --	12:39:56	01:09:08
8.	11	Maxime	M (7.)	SEM (7.)	Bump To Run Again	14:00:45 +2:11:24	12:46:21	01:14:24
9.	10	Aurélien GUY	M (8.)	SEM (8.)	Bump To Run Again	14:00:45 +2:11:24	12:46:20	01:14:26
10.	235	David FOLIARD	M (9.)	V1M (1.)	Usalv	14:05:12 +2:15:51	13:04:30	01:00:43
11.	13	Matthieu	M (10.)	SEM (9.)	Courir A Lyon	14:08:15 +2:18:54	13:02:53	01:05:22
12.	176	Denis CLET	M (11.)	V1M (2.)	Team Costo	14:21:46 +2:32:25	13:10:18	01:11:29
13.	174	Cécile CLET	F (2.)	V1F (2.)	Team Costo	14:21:46 +32:43	13:10:17	01:11:30
14.	105	Christophe	M (12.)	V1M (3.)		14:28:14 +2:38:53	13:10:45	01:17:30
15.	387	Laurent BOLVY	M (13.)	V1M (4.)		14:30:53 +2:41:32	13:18:46	01:12:08
16.	152	Sébastien	M (14.)	SEM (10.)		14:36:25 +2:47:04	13:28:42	01:07:44
17.	212	Damien	M (15.)	SEM (11.)		14:39:12 +2:49:51	13:31:43	01:07:30
18.	180	Arnaud CHOISY	M (16.)	V1M (5.)	Sang Pour Sang	14:44:14 +2:54:53	13:29:26	01:14:48
19.	240	Lucas	M (17.)	SEM (12.)	Team Coins Secrets	14:44:47 +2:55:26	13:37:20	01:07:27
20.	82	Patrick	M (18.)	V1M (6.)	La Team Apolline	14:44:58 +2:55:37	13:46:40	00:58:18
21.	300	Rémi SERIS	M (19.)	SEM (13.)		14:47:23 +2:58:02	13:33:24	01:14:00
22.	109	Nicolas LAIDET	M (20.)	V1M (7.)	Courir Pour Des	14:49:20 +2:59:59	13:40:34	01:08:46
23.	415	Alexis	M (21.)	SEM (14.)	Jsfertegaucher	14:50:12 +3:00:51	13:41:01	01:09:11
24.	62	Olivier DARCY	M (22.)	V1M (8.)		14:51:16 +3:01:55	13:43:31	01:07:46
25.	374	Vincent LE	M (23.)	V2M (1.)		14:57:51 +3:08:30	13:50:12	01:07:40
26.	218	Jean-Emmanuel	M (24.)	V1M (9.)		15:01:24 +3:12:03	13:53:00	01:08:25
27.	382	Arnaud	M (25.)	SEM (15.)		15:04:18 +3:14:57	13:53:24	01:10:55
28.	86	Julien	M (26.)	V1M (10.)		15:06:56 +3:17:35	13:51:00	01:15:56
29.	179	Olivier ENGEL	M (27.)	SEM (16.)	Aaal	15:10:29 +3:21:08	13:52:46	01:17:44
30.	48	Eric SIMON	M (28.)	V2M (2.)		15:11:48 +3:22:27	13:55:58	01:15:51
31.	359	Thibaud	M (29.)	V1M (11.)	Ust Courir À Saint	15:13:21 +3:24:00	13:55:40	01:17:42
32.	267	Emmanuel	M (30.)	V2M (3.)	Craponne Triathlon	15:16:06 +3:26:45	14:07:28	01:08:38
33.	126	Vincent RABEC	M (31.)	V1M (12.)	Optimasport	15:17:32 +3:28:11	14:00:05	01:17:27
34.	417	Grégory	M (32.)	V1M (13.)	Asc Balan	15:17:48 +3:28:27	14:01:31	01:16:18
35.	360	Christophe	M (33.)	V1M (14.)	Courir En Dombes	15:20:16 +3:30:55	14:09:53	01:10:23
36.	19	Laurent	M (34.)	V2M (4.)	Club La Rivatiere	15:26:14 +3:36:53	14:16:46	01:09:28
37.	21	Loic	M (35.)	V1M (15.)	Club de La Rivatiere	15:26:14 +3:36:53	14:16:46	01:09:28
38.	215	Bernard	M (36.)	V2M (5.)	Aaal	15:26:39 +3:37:18	14:16:54	01:09:46

12/05/2019

Chronométrage et édition des résultats - race|result france

1 / 8



Trail des Coursières : pour que l'esprit trail demeure ! Rendez-vous en 2020 !





Trail des Coursières 2019

Résultats



Classement général Ultra Trail des Coursières - 111 km

Rang	Dos.	Nom Prénom	M/F	Cat.	Club	Temps	S1	S2
39.	321	Thierry	M (37.)	V1M (16.)	Cetim	15:28:36 +3:39:15	14:15:44	01:12:53
40.	181	Olivier	M (38.)	V1M (17.)		15:28:47 +3:39:26	14:16:16	01:12:32
41.	58	Alain MELET	M (39.)	V1M (18.)	Rchjm	15:29:49 +3:40:28	14:22:23	01:07:26
42.	164	Emmanuel	M (40.)	V1M (19.)		15:31:16 +3:41:55	14:18:18	01:12:58
43.	88	Laurent	M (41.)	V1M (20.)		15:34:45 +3:45:24	14:17:40	01:17:05
44.	253	Steve BAZAILLE	M (42.)	V1M (21.)		15:34:46 +3:45:25	14:17:35	01:17:11
45.	182	Jean Luc	M (43.)	V2M (6.)		15:34:51 +3:45:30	14:18:00	01:16:51
46.	340	Roxane MICHEL	F (3.)	V1F (3.)	Aaal Du Lyonnais	15:35:15 +1:46:12	14:30:52	01:04:23
47.	318	Daniel FAYON	M (44.)	V2M (7.)	Pas Pressés	15:36:36 +3:47:15	14:27:32	01:09:04
48.	256	Aziz MEZIANE	M (45.)	V1M (22.)	Pas Pressés	15:36:36 +3:47:15	14:27:37	01:09:00
49.	200	Cathy COGEZ	F (4.)	V2F (1.)		15:38:34 +1:49:31	14:33:16	01:05:18
50.	78	Yannick	M (46.)	V1M (23.)		15:38:44 +3:49:23	14:24:00	01:14:44
51.	208	Arnaud	M (47.)	SEM (17.)	Cru	15:40:55 +3:51:34	14:31:05	01:09:51
52.	213	Valerie	F (5.)	V1F (4.)	Aaal	15:41:20 +1:52:17	14:35:40	01:05:40
53.	196	Joseph ROZAN	M (48.)	SEM (18.)		15:43:08 +3:53:47	14:16:09	01:27:00
54.	389	Damien DI	M (49.)	SEM (19.)	27family	15:47:50 +3:58:29	14:24:13	01:23:37
55.	171	Bertrand	M (50.)	V1M (24.)		15:48:54 +3:59:33	14:33:55	01:14:59
56.	25	Jean Philippe	M (51.)	SEM (20.)	Tintin	15:49:29 +4:00:08	14:32:55	01:16:34
57.	20	Damien	M (52.)	V1M (25.)	La Rivatiere	15:49:30 +4:00:09	14:32:58	01:16:32
58.	115	Anthony	M (53.)	V1M (26.)		15:55:03 +4:05:42	14:39:06	01:15:57
59.	52	Christophe	M (54.)	V1M (27.)	Ca Aulnoye	15:56:27 +4:07:06	14:39:02	01:17:25
60.	320	David	M (55.)	V1M (28.)	Courir Moroges /	15:57:28 +4:08:07	14:39:14	01:18:14
61.	368	Stéphane	M (56.)	V1M (29.)	Team Trail Jura	15:57:39 +4:08:18	14:44:07	01:13:32
62.	6	Rodolphe	M (57.)	V1M (30.)	Team Trail Des	15:59:20 +4:09:59	14:44:09	01:15:12
63.	110	Soffian TURKI	M (58.)	V1M (31.)	Asr Trail 78	16:02:25 +4:13:04	14:46:42	01:15:43
64.	351	Bernard	M (59.)	V2M (8.)		16:03:19 +4:13:58	14:50:36	01:12:44
65.	392	Eric PLATROZ	M (60.)	V2M (9.)		16:04:54 +4:15:33	14:59:40	01:05:15
66.	303	Gregory	M (61.)	V1M (32.)		16:05:34 +4:16:13	14:53:16	01:12:18
67.	372	Sébastien	M (62.)	V1M (33.)	Tpt	16:07:52 +4:18:31	14:56:22	01:11:30
68.	5	Regis GUINAND	M (63.)	V1M (34.)	Team Trail Des	16:15:37 +4:26:16	15:02:44	01:12:53
69.	150	Julien	M (64.)	SEM (21.)		16:16:05 +4:26:44	14:58:30	01:17:36
70.	370	Lionel	M (65.)	V1M (35.)		16:16:30 +4:27:09	14:53:59	01:22:31
71.	410	Vincent	M (66.)	V1M (36.)		16:18:43 +4:29:22	14:58:54	01:19:49
72.	264	Vincent RIVIER	M (67.)	V1M (37.)	Letraceurs	16:22:23 +4:33:02	14:45:58	01:36:26
73.	265	Aymeric	M (68.)	SEM (22.)	Letraceurs	16:22:25 +4:33:04	14:46:55	01:35:31
74.	120	Eric MERVAUX	M (69.)	SEM (23.)		16:23:52 +4:34:31	14:59:40	01:24:12
75.	302	Martial	M (70.)	V2M (10.)		16:25:30 +4:36:09	14:55:54	01:29:36
76.	390	Thierry MOBIUS	M (71.)	V1M (38.)		16:25:56 +4:36:35	15:12:58	01:12:59
77.	66	Sebastien	M (72.)	V1M (39.)	Foulee Vourloise	16:29:30 +4:40:09	15:10:17	01:19:13
78.	125	Daniel COELHO	M (73.)	V1M (40.)	Usm Olivet	16:29:45 +4:40:24	15:12:06	01:17:39
79.	425	Duarte	M (74.)	SEM (24.)	Auvergne Trail	16:30:19 +4:40:58	15:04:25	01:25:55

12/05/2019

Chronométrage et édition des résultats - race|result france

2 / 8



Trail des Coursières : pour que l'esprit trail demeure ! Rendez-vous en 2020 !





Trail des Coursières 2019

Résultats



Classement général Ultra Trail des Coursières - 111 km

Rang	Dos.	Nom Prénom	M/F	Cat.	Club	Temps	S1	S2
80.	409	Laurent	M (75.)	V1M (41.)	Oullins Triathlon	16:33:01 +4:43:40	15:02:56	01:30:06
81.	407	Herve ROVERY	M (76.)	V2M (11.)		16:33:01 +4:43:40	15:02:56	01:30:06
82.	4	Alexander	M (77.)	V1M (42.)	Kbrd	16:34:47 +4:45:26	15:10:00	01:24:47
83.	195	Martin CONILH	M (78.)	SEM (25.)	Caminotayres	16:34:55 +4:45:34	15:14:31	01:20:25
84.	50	Denis OFFRE	M (79.)	V1M (43.)	Ca Aulnoye	16:35:40 +4:46:19	15:20:26	01:15:15
85.	184	Frederic	M (80.)	V1M (44.)	Team Costo	16:36:27 +4:47:06	15:20:35	01:15:53
86.	162	Nathan JANIN	M (81.)	ESM (1.)	Rando Running	16:44:20 +4:54:59	15:28:34	01:15:47
87.	424	Cédric	M (82.)	SEM (26.)		16:44:21 +4:55:00	15:29:03	01:15:18
88.	269	Cyril	M (83.)	SEM (27.)	Team Gruppetto	16:47:31 +4:58:10	15:27:45	01:19:46
89.	270	Sylvain PEJU	M (84.)	SEM (28.)	Team Gruppetto	16:47:31 +4:58:10	15:28:45	01:18:47
90.	271	Fabien MAREE	M (85.)	SEM (29.)	Team Gruppetto	16:47:33 +4:58:12	15:27:42	01:19:51
91.	140	Cathy FABBRI	F (6.)	V1F (5.)	Ugine Running	16:50:01 +3:00:58	15:15:10	01:34:51
92.	354	Eric PEZET	M (86.)	V1M (45.)	Tcn	16:50:04 +5:00:43	15:29:25	01:20:40
93.	22	Nicolas	M (87.)	V1M (46.)		16:50:20 +5:00:59	15:32:34	01:17:47
94.	207	Joffrey BELARBI	M (88.)	SEM (30.)		16:59:07 +5:09:46	15:34:00	01:25:07
95.	147	Pierre	M (89.)	SEM (31.)	Defft.sport	16:59:29 +5:10:08	15:32:44	01:26:45
96.	148	Théo SECHAUD	M (90.)	SEM (32.)	Defft.sport	16:59:29 +5:10:08	15:30:43	01:28:46
97.	138	Sébastien	M (91.)	V1M (47.)		17:00:20 +5:10:59	15:40:48	01:19:32
98.	68	Christophe	M (92.)	V1M (48.)	Fontainebleau	17:00:49 +5:11:28	15:45:59	01:14:50
99.	102	Chistophe	M (93.)	V1M (49.)		17:01:13 +5:11:52	15:40:16	01:20:58
100.	129	Matthieu	M (94.)	SEM (33.)		17:02:49 +5:13:28	15:29:06	01:33:44
101.	185	Matthieu	M (95.)	SEM (34.)		17:03:52 +5:14:31	15:32:00	01:31:52
102.	8	Laurent	M (96.)	SEM (35.)	Maison Du Running	17:04:20 +5:14:59	15:40:56	01:23:25
103.	361	Ghislaine	F (7.)	V1F (6.)		17:05:33 +3:16:30	15:49:52	01:15:42
104.	426	Hervé DUVERT	M (97.)	V1M (50.)	Craponne Triathlon	17:07:37 +5:18:16	15:41:25	01:26:13
105.	16	Julien OBDIA	M (98.)	SEM (36.)		17:08:16 +5:18:55	15:34:41	01:33:35
106.	342	Solène HIBOU	F (8.)	V1F (7.)	Aaal Du Lyonnais	17:08:17 +3:19:14	15:45:31	01:22:46
107.	67	Manon FORAT	F (9.)	SEF (1.)	Foulee Vourloise	17:10:39 +3:21:36	15:34:42	01:35:58
108.	330	Alhassane	M (99.)	SEM (37.)	Dteam	17:12:42 +5:23:21	15:48:19	01:24:24
109.	279	Gregory	M (100.)	SEM (38.)	Team Des Monts	17:12:58 +5:23:37	15:53:06	01:19:53
110.	393	Corentin RODE	M (101.)	SEM (39.)	Crv Lyon	17:13:18 +5:23:57	15:38:19	01:34:59
111.	315	Raphaël	M (102.)	V1M (51.)		17:14:04 +5:24:43	15:52:00	01:22:05
112.	355	Florent	M (103.)	V1M (52.)	Bambannes de Bj	17:14:46 +5:25:25	15:48:29	01:26:18
113.	161	Benjamin	M (104.)	SEM (40.)	Asfi Villejuif	17:16:16 +5:26:55	15:46:27	01:29:50
114.	232	Timothée	M (105.)	SEM (41.)		17:16:43 +5:27:22	15:46:27	01:30:17
115.	275	Jean-Christophe	M (106.)	V1M (53.)	Team Monod /	17:18:14 +5:28:53	15:47:41	01:30:33
116.	89	Romain	M (107.)	V1M (54.)	Lyon Ultra Run	17:18:31 +5:29:10	15:49:11	01:29:21
117.	153	David GUILLET	M (108.)	V1M (55.)		17:18:44 +5:29:23	16:03:02	01:15:42
118.	408	Guy	M (109.)	V3M (1.)	La Foulée Muroise	17:19:10 +5:29:49	15:59:45	01:19:26
119.	172	Patrice PRIEUR	M (110.)	V2M (12.)	Crazy Team United	17:19:46 +5:30:25	15:49:18	01:30:29
120.	61	Mickael LALLE	M (111.)	V1M (56.)		17:20:55 +5:31:34	15:52:44	01:28:12

12/05/2019

Chronométrage et édition des résultats - race|result france

3 / 8



Trail des Coursières : pour que l'esprit trail demeure ! Rendez-vous en 2020 !





Trail des Coursières 2019

Résultats



Classement général Ultra Trail des Coursières - 111 km

Rang	Dos.	Nom Prénom	M/F	Cat.	Club	Temps	S1	S2
121.	305	Cyril	M (112.)	V1M (57.)	Une Année Un Défi	17:20:55 +5:31:34	15:52:48	01:28:07
122.	64	William	M (113.)	V2M (13.)	Une Année Un Défi	17:20:56 +5:31:35	15:52:49	01:28:07
123.	292	Benoit	M (114.)	SEM (42.)	Benpytric	17:21:31 +5:32:10		
124.	233	Jean-Paul	M (115.)	V2M (14.)	Usalv	17:23:23 +5:34:02	15:51:50	01:31:34
125.	280	Yann	M (116.)	V1M (58.)		17:23:26 +5:34:05	16:01:13	01:22:13
126.	250	Christophe	M (117.)	V1M (59.)		17:23:51 +5:34:30	15:41:35	01:42:17
127.	397	Jean-Pierre	M (118.)	V1M (60.)		17:23:56 +5:34:35	15:59:50	01:24:07
128.	362	Anthony	M (119.)	SEM (43.)	Team Bochaton	17:26:50 +5:37:29	16:03:35	01:23:15
129.	73	Antony FAURE	M (120.)	SEM (44.)	Ours	17:30:25 +5:41:04	15:57:55	01:32:30
130.	107	Clément	M (121.)	SEM (45.)		17:36:35 +5:47:14	16:12:18	01:24:18
131.	379	Franck	M (122.)	V1M (61.)	Club La Foulée	17:36:36 +5:47:15	16:12:19	01:24:17
132.	194	Hervé	M (123.)	V1M (62.)	La Petite Foulée	17:39:06 +5:49:45	16:15:32	01:23:34
133.	31	Jean-Marc	M (124.)	V2M (15.)	La Foulée Muroise	17:42:46 +5:53:25	16:00:31	01:42:15
134.	29	Quentin DREUX	M (125.)	SEM (46.)	La Foulée Muroise	17:42:48 +5:53:27	16:00:35	01:42:13
135.	373	David	M (126.)	V1M (63.)		17:45:26 +5:56:05		
136.	124	Mathieu	M (127.)	SEM (47.)		17:46:31 +5:57:10	16:18:49	01:27:42
137.	163	Fabien	M (128.)	SEM (48.)	Afa Feyzin	17:46:38 +5:57:17	16:16:41	01:29:58
138.	241	Pierre-Yves	M (129.)	V1M (64.)		17:47:25 +5:58:04	16:13:12	01:34:13
139.	309	Christian	M (130.)	V2M (16.)	Team Monts Du	17:48:37 +5:59:16	16:17:55	01:30:42
140.	18	Franck	M (131.)	V1M (65.)	Kikourou	17:48:39 +5:59:18	16:17:06	01:31:33
141.	177	Bernard	M (132.)	V2M (17.)	Aaa Lur Kikourou	17:48:39 +5:59:18	16:16:55	01:31:44
142.	146	Pierre PILAZ	M (133.)	V1M (66.)	Cvt Jtekt Team	17:49:59 +6:00:38	16:19:58	01:30:01
143.	306	Jean-Christophe	M (134.)	V1M (67.)	Courir En Dombes	17:49:59 +6:00:38	16:21:42	01:28:17
144.	122	Thomas	M (135.)	SEM (49.)		17:51:10 +6:01:49	16:18:30	01:32:41
145.	388	Pierre FLOREK	M (136.)	V1M (68.)	Autour Du Trail	17:51:55 +6:02:34	16:23:09	01:28:47
146.	139	Benoit PELERIN	M (137.)	V1M (69.)		17:52:23 +6:03:02	16:05:41	01:46:42
147.	137	Emmanuel	M (138.)	V1M (70.)		17:52:23 +6:03:02	16:06:13	01:46:11
148.	375	Edouard	M (139.)	SEM (50.)	Rillieux Triathlon	17:56:31 +6:07:10	16:22:54	01:33:37
149.	287	Gwenaël	M (140.)	V1M (71.)	Team Lasserre	17:57:40 +6:08:19	16:31:10	01:26:31
150.	106	Herve	M (141.)	V1M (72.)		17:59:22 +6:10:01	16:36:50	01:22:33
151.	353	Christophe	M (142.)	V1M (73.)		18:02:37 +6:13:16	16:44:23	01:18:15
152.	403	Yann PENSEC	M (143.)	V1M (74.)		18:04:28 +6:15:07	16:30:04	01:34:24
153.	175	Matthieu	M (144.)	SEM (51.)	Team Costo	18:04:29 +6:15:08	16:35:25	01:29:04
154.	128	Johan RULLIAT	M (145.)	SEM (52.)		18:04:43 +6:15:22	16:32:51	01:31:53
155.	386	Eddy	M (146.)	SEM (53.)		18:08:20 +6:18:59	16:22:03	01:46:18
156.	350	Patrick	M (147.)	V2M (18.)	Courir En Dombes	18:08:29 +6:19:08	16:44:47	01:23:42
157.	33	Yann JACQUET	M (148.)	V1M (75.)	Sans Bornes	18:14:00 +6:24:39	16:38:54	01:35:06
158.	34	Jean-Marc	M (149.)	V2M (19.)	Sans Bornes	18:14:00 +6:24:39	16:38:57	01:35:04
159.	79	Franck GOTER	M (150.)	V2M (20.)		18:14:21 +6:25:00	16:41:29	01:32:52
160.	311	Martial BARRET	M (151.)	V1M (76.)	Cap Quincieux	18:15:11 +6:25:50	16:41:32	01:33:40
161.	257	Laurent	M (152.)	V1M (77.)	Cap Quincieux	18:15:12 +6:25:51	16:41:37	01:33:35

12/05/2019

Chronométrage et édition des résultats - race|result france

4 / 8



Trail des Coursières : pour que l'esprit trail demeure ! Rendez-vous en 2020 !





Trail des Coursières 2019

Résultats



Classement général Ultra Trail des Coursières - 111 km

Rang	Dos.	Nom Prénom	M/F	Cat.	Club	Temps	S1	S2
162.	274	Pascal HOUVET	M (153.)	SEM (54.)		18:18:32 +6:29:11	16:54:04	01:24:29
163.	59	Sébastien	M (154.)	V1M (78.)	Corbas Running	18:20:35 +6:31:14	16:36:28	01:44:07
164.	60	Jean-Dominique	M (155.)	V1M (79.)	Corbas Running	18:20:35 +6:31:14	16:36:28	01:44:08
165.	422	Patrice HENRY	M (156.)	V2M (21.)	Asm Running	18:21:37 +6:32:16	17:08:43	01:12:55
166.	7	Aurélien	M (157.)	SEM (55.)	Team Trail Des	18:21:57 +6:32:36	16:44:41	01:37:16
167.	286	Cyril BAUDOT	M (158.)	SEM (56.)	Team Lasserre	18:22:15 +6:32:54	16:33:42	01:48:33
168.	323	Sébastien	M (159.)	V1M (80.)	Nolimits	18:23:54 +6:34:33	16:36:29	01:47:25
169.	197	Frederic ADAM	M (160.)	V1M (81.)		18:24:00 +6:34:39	16:48:17	01:35:43
170.	203	Mickael	M (161.)	V1M (82.)		18:24:01 +6:34:40	16:48:20	01:35:41
171.	278	Pascal	M (162.)	SEM (57.)	Vitrimont Passion	18:24:36 +6:35:15	16:38:19	01:46:17
172.	326	Dimitri BARBIER	M (163.)	SEM (58.)	Vitrimont Passion	18:24:36 +6:35:15	16:38:39	01:45:58
173.	223	Nicolas	M (164.)	V1M (83.)	Aspmr	18:25:38 +6:36:17	16:24:37	02:01:02
174.	261	Simon	M (165.)	V1M (84.)		18:26:01 +6:36:40	16:56:10	01:29:52
175.	141	Natacha	F (10.)	V1F (8.)	Foulée Meynoise	18:26:18 +4:37:15	16:57:44	01:28:35
176.	49	Vincent	M (166.)	V2M (22.)		18:26:24 +6:37:03	16:51:58	01:34:26
177.	385	Pierrick	M (167.)	V2M (23.)	L'ultra Marin Raid	18:26:47 +6:37:26	16:44:44	01:42:03
178.	95	Florent	M (168.)	SEM (59.)		18:30:08 +6:40:47	16:52:52	01:37:16
179.	94	Augustin	M (169.)	SEM (60.)		18:30:08 +6:40:47	16:52:53	01:37:16
180.	72	Florent	M (170.)	SEM (61.)		18:32:08 +6:42:47	16:44:52	01:47:16
181.	70	Anthony	M (171.)	SEM (62.)		18:32:08 +6:42:47	16:47:09	01:45:00
182.	367	Nicolas	M (172.)	V1M (85.)	Cap Grand Air	18:32:12 +6:42:51	17:03:57	01:28:15
183.	333	Julien	M (173.)	SEM (63.)	Sill'n'run	18:34:02 +6:44:41	17:04:31	01:29:31
184.	143	François	M (174.)	V1M (86.)	Boulieu Trail	18:34:59 +6:45:38	16:57:46	01:37:14
185.	17	Bertrand	M (175.)	V1M (87.)	Amar	18:34:59 +6:45:38	16:56:55	01:38:04
186.	69	Eric VERNET	M (176.)	V2M (24.)	Club Grand Fond	18:35:31 +6:46:10	17:04:22	01:31:10
187.	219	Gaetan	M (177.)	V1M (88.)		18:35:49 +6:46:28	16:54:03	01:41:46
188.	383	Ludovic	M (178.)	V1M (89.)	Foissiat Bresse	18:36:37 +6:47:16	17:05:06	01:31:31
189.	273	Christian	M (179.)	V3M (2.)		18:39:06 +6:49:45	16:44:18	01:54:49
190.	216	Emilien MARY	M (180.)	SEM (64.)		18:39:07 +6:49:46	16:44:22	01:54:45
191.	339	Saliha	F (11.)	V2F (2.)		18:39:56 +4:50:53	16:59:52	01:40:05
192.	338	Sylvain ROUAN	M (181.)	V1M (90.)		18:39:57 +6:50:36	16:48:42	01:51:15
193.	220	Gael HEULIN	M (182.)	SEM (65.)	Les Debilos	18:43:52 +6:54:31	17:02:32	01:41:20
194.	289	Farid ZERYOUH	M (183.)	V2M (25.)	Kikourou	18:47:02 +6:57:41	17:08:12	01:38:50
195.	97	Casimir	M (184.)	V1M (91.)	Du Suzon À La	18:48:11 +6:58:50	17:00:06	01:48:05
196.	252	Päul TOUZE	M (185.)	V2M (26.)	Les Dahus Du	18:49:33 +7:00:12	16:38:19	02:11:14
197.	332	Sebastien LE	M (186.)	V1M (92.)		18:52:30 +7:03:09	17:03:16	01:49:15
198.	376	Teddy BRIERE	M (187.)	SEM (66.)	Team Run & Raid	18:52:54 +7:03:33	17:21:53	01:31:01
199.	227	Bertrand LUTZ	M (188.)	V1M (93.)		18:54:05 +7:04:44	17:14:43	01:39:23
200.	127	Fabrice CARON	M (189.)	V2M (27.)		18:55:23 +7:06:02	17:17:11	01:38:12
201.	160	Pierre-Charles	M (190.)	V2M (28.)		18:55:34 +7:06:13	17:08:48	01:46:47
202.	192	Guillaume	M (191.)	V1M (94.)	Essar'trace	18:56:10 +7:06:49	17:14:50	01:41:21

12/05/2019

Chronométrage et édition des résultats - race|result france

5 / 8



Trail des Coursières : pour que l'esprit trail demeure ! Rendez-vous en 2020 !





Trail des Coursières 2019

Résultats



Classement général Ultra Trail des Coursières - 111 km

Rang	Dos.	Nom Prénom	M/F	Cat.	Club	Temps	S1	S2
203.	366	Jérémy	M (192.)	SEM (67.)		18:56:27 +7:07:06	17:11:39	01:44:49
204.	276	Isabelle	F (12.)	V2F (3.)	Team Monod /	18:58:01 +5:08:58	17:13:59	01:44:03
205.	381	Damien	M (193.)	V1M (95.)		18:58:31 +7:09:10	17:14:07	01:44:24
206.	92	Guillaume	M (194.)	SEM (68.)	Tts	19:00:33 +7:11:12	17:25:55	01:34:38
207.	255	Aurélien DE SA	M (195.)	V1M (96.)	Amslf-Oxubii	19:03:49 +7:14:28	17:20:53	01:42:57
208.	254	Ludwig GIL	M (196.)	V1M (97.)		19:03:49 +7:14:28	17:21:54	01:41:56
209.	108	Julien FAAD	M (197.)	V1M (98.)	Cvt Jtekt	19:04:04 +7:14:43	17:14:32	01:49:32
210.	291	Pierre-Yves	M (198.)	V1M (99.)	Benpytric	19:05:18 +7:15:57	17:22:41	01:42:38
211.	290	Eric THOMAS	M (199.)	V2M (29.)	Benpytric	19:05:19 +7:15:58	17:31:18	01:34:01
212.	132	Yann	M (200.)	V2M (30.)	Kikourou Ght	19:05:34 +7:16:13	17:31:48	01:33:46
213.	51	Yoann	M (201.)	SEM (69.)	Team Du Caillou	19:07:20 +7:17:59	16:59:29	02:07:51
214.	239	Bruno LAGER	M (202.)	V1M (100.)	Les Potes de June	19:08:23 +7:19:02	17:31:43	01:36:40
215.	411	Eric BREN	M (203.)	V2M (31.)	Naveil	19:09:45 +7:20:24	17:42:23	01:27:23
216.	14	Yannick	M (204.)	V2M (32.)		19:11:12 +7:21:51	17:34:47	01:36:26
217.	222	Jerome CLERC	M (205.)	V1M (101.)		19:13:23 +7:24:02	17:21:43	01:51:41
218.	259	Olivier MELOT	M (206.)	V1M (102.)	Runfunvitry	19:15:48 +7:26:27	17:43:53	01:31:55
219.	260	Cyrille	M (207.)	V1M (103.)	Runfunvitry	19:15:50 +7:26:29	17:42:50	01:33:01
220.	258	Pascal VAGNE	M (208.)	V2M (33.)	Runfunvitry	19:15:51 +7:26:30	17:45:59	01:29:52
221.	406	Yves FERLAY	M (209.)	V3M (3.)		19:18:05 +7:28:44	17:35:38	01:42:28
222.	112	Brice SANCHEZ	M (210.)	SEM (70.)	#dma #coureurs de	19:19:39 +7:30:18	17:46:58	01:32:42
223.	327	Bénédicte	F (13.)	V2F (4.)	Uriage Running	19:20:51 +5:31:48	17:36:13	01:44:39
224.	155	Gilles BRAUD	M (211.)	V2M (34.)		19:23:01 +7:33:40	17:24:17	01:58:45
225.	237	Hélène ISNARD	F (14.)	V1F (9.)	Usalv	19:24:53 +5:35:50	17:33:36	01:51:18
226.	246	Brice	M (212.)	SEM (71.)		19:24:55 +7:35:34	17:42:41	01:42:15
227.	131	Sébastien	M (213.)	SEM (72.)		19:26:42 +7:37:21	17:51:27	01:35:16
228.	193	Lionel ALBER	M (214.)	V1M (104.)		19:26:52 +7:37:31	17:26:16	02:00:37
229.	348	Matthieu	M (215.)	SEM (73.)		19:26:53 +7:37:32	17:28:33	01:58:21
230.	224	Emmanuel	M (216.)	V1M (105.)		19:28:28 +7:39:07	17:36:57	01:51:31
231.	391	Jerome	M (217.)	V2M (35.)	Tcn	19:28:28 +7:39:07	17:39:36	01:48:52
232.	100	David PATRON	M (218.)	V1M (106.)		19:30:49 +7:41:28	17:47:57	01:42:53
233.	101	Romaric	M (219.)	V1M (107.)		19:30:50 +7:41:29	17:47:57	01:42:53
234.	209	Patrick GUERIN	M (220.)	V1M (108.)	Kikourou	19:30:50 +7:41:29	17:47:54	01:42:57
235.	331	Mathieu	M (221.)	SEM (74.)		19:33:43 +7:44:22	17:51:26	01:42:17
236.	75	Cyril	M (222.)	V2M (36.)		19:34:06 +7:44:45	17:42:46	01:51:20
237.	263	Cyrille SELLIER	M (223.)	V1M (109.)	Letraceurs	19:34:39 +7:45:18	17:54:50	01:39:49
238.	187	Xavier NALLET	M (224.)	V1M (110.)		19:40:44 +7:51:23	18:07:16	01:33:28
239.	39	Franck	M (225.)	V1M (111.)	Trbb	19:41:00 +7:51:39	18:02:51	01:38:09
240.	225	Laurent	M (226.)	V1M (112.)	Ain Est Athlétisme	19:41:07 +7:51:46	17:55:55	01:45:13
241.	310	Claudie	F (15.)	SEF (2.)		19:44:36 +5:55:33	17:53:12	01:51:25
242.	80	Mathieu	M (227.)	SEM (75.)		19:44:40 +7:55:19	17:46:36	01:58:05
243.	43	Jean Yves	M (228.)	V2M (37.)		19:44:42 +7:55:21	17:55:52	01:48:51

12/05/2019

Chronométrage et édition des résultats - race|result france

6 / 8



Trail des Coursières : pour que l'esprit trail demeure ! Rendez-vous en 2020 !





Trail des Coursières 2019

Résultats




Classement général Ultra Trail des Coursières - 111 km

Rang	Dos.	Nom Prénom	M/F	Cat.	Club	Temps	S1	S2
244.	81	Julien	M (229.)	SEM (76.)	La Team Apolline	19:47:46 +7:58:25	18:05:51	01:41:55
245.	243	Christophe	M (230.)	V1M (113.)		19:48:07 +7:58:46	18:03:37	01:44:30
246.	117	Cedric	M (231.)	V1M (114.)	Les Fougeux	19:50:02 +8:00:41	17:54:24	01:55:38
247.	118	Patrick BERTET	M (232.)	V3M (4.)	Les Fougeux	19:50:03 +8:00:42	17:55:31	01:54:32
248.	119	Gerard CAILLET	M (233.)	V3M (5.)	Les Fougeux	19:50:03 +8:00:42	17:55:30	01:54:33
249.	83	Raphael	M (234.)	SEM (77.)	La Team Apolline	19:51:21 +8:02:00	18:10:24	01:40:58
250.	65	Flavien	M (235.)	V1M (115.)	Foulee Vourloise	19:51:29 +8:02:08	18:27:58	01:23:31
251.	186	Claude	M (236.)	V4M (1.)	La Foulée Muroise	19:52:49 +8:03:28	18:09:32	01:43:17
252.	205	Philippe	M (237.)	V1M (116.)	Team Pinpin For	19:57:53 +8:08:32	18:13:23	01:44:30
253.	47	Nicolas	M (238.)	V1M (117.)		19:58:59 +8:09:38	17:44:30	02:14:29
254.	418	Stephane	M (239.)	V1M (118.)	Craponne Triathlon	19:59:09 +8:09:48	18:08:10	01:50:59
255.	251	Slawek	M (240.)	V1M (119.)		19:59:31 +8:10:10	17:54:14	02:05:17
256.	84	Sébastien	M (241.)	V1M (120.)	Du Suzon À La	20:00:57 +8:11:36	17:52:59	02:07:58
257.	346	Isabelle	F (16.)	V1F (10.)	Foulee Vourloise	20:02:53 +6:13:50	18:12:15	01:50:39
258.	329	Johnny GALAIS	M (242.)	V2M (38.)	Dteam	20:02:53 +8:13:32	18:11:27	01:51:27
259.	36	Laurence	F (17.)	V1F (11.)	La Foulée Muroise	20:02:56 +6:13:53	18:14:30	01:48:26
260.	121	Frédéric	M (243.)	V1M (121.)	Les Fougeux	20:05:51 +8:16:30	18:07:58	01:57:54
261.	295	Bruno	M (244.)	V3M (6.)	Cool Joggers	20:09:50 +8:20:29	18:11:01	01:58:50
262.	202	Gregory	M (245.)	V1M (122.)		20:10:18 +8:20:57	18:07:32	02:02:47
263.	63	Gerald	M (246.)	SEM (78.)		20:11:51 +8:22:30	18:13:41	01:58:10
264.	402	Stéphane	M (247.)	V1M (123.)		20:15:16 +8:25:55	18:31:44	01:43:33
265.	151	Romain	M (248.)	SEM (79.)		20:16:05 +8:26:44	18:24:22	01:51:43
266.	248	Tony	M (249.)	V1M (124.)	Sport Et Amitié	20:17:16 +8:27:55	18:14:39	02:02:38
267.	404	Florian NIVET	M (250.)	SEM (80.)	Camnv	20:18:46 +8:29:25		
268.	230	Stefan	M (251.)	V2M (39.)		20:21:45 +8:32:24	18:36:42	01:45:04
269.	401	Lionel	M (252.)	V2M (40.)	Foulee Vourloise	20:23:34 +8:34:13	18:31:18	01:52:17
270.	268	Christophe	M (253.)	V1M (125.)	Team Des Monts 69	20:25:45 +8:36:24	18:44:37	01:41:08
271.	23	Jérôme	M (254.)	V1M (126.)	Tintin	20:26:33 +8:37:12	18:19:16	02:07:17
272.	24	Franck GREPPA	M (255.)	V1M (127.)	Tintin	20:26:35 +8:37:14	18:25:51	02:00:44
273.	165	Arnaud	M (256.)	SEM (81.)	Les Debilos	20:30:24 +8:41:03	18:14:24	02:16:00
274.	244	Estelle DURET	F (18.)	V1F (12.)	Oxygene Belbeuf	20:35:04 +6:46:01	18:53:09	01:41:55
275.	384	Stéphane	M (257.)	V1M (128.)	Grand Fond	20:35:20 +8:45:59	18:41:06	01:54:15
276.	156	Thierry	M (258.)	V2M (41.)		20:37:41 +8:48:20	18:52:46	01:44:56
277.	395	Joel DAMAS	M (259.)	V3M (7.)		20:38:17 +8:48:56	18:51:34	01:46:43
278.	293	Wilfried SANY	M (260.)	SEM (82.)		20:38:27 +8:49:06	18:25:08	02:13:20
279.	247	Philippe	M (261.)	SEM (83.)		20:38:33 +8:49:12	18:25:13	02:13:20
280.	369	Stéphane	M (262.)	V1M (129.)	Team Trail	20:43:22 +8:54:01	18:44:30	01:58:52
281.	294	François-Cyrille	M (263.)	V1M (130.)		20:45:09 +8:55:48	18:46:31	01:58:38
282.	299	Daniel	M (264.)	V2M (42.)	Trn 58	20:50:36 +9:01:15	19:13:21	01:37:16
283.	228	Mickael	M (265.)	V1M (131.)		20:52:26 +9:03:05	18:53:48	01:58:39
284.	420	Daniel	M (266.)	V1M (132.)	Run'in Coches	20:57:27 +9:08:06	19:08:12	01:49:15

12/05/2019

Chronométrage et édition des résultats - race|result france

7 / 8



Trail des Coursières : pour que l'esprit trail demeure ! Rendez-vous en 2020 !





Trail des Coursières 2019

Résultats



Classement général Ultra Trail des Coursières - 111 km

Rang	Dos.	Nom Prénom	M/F	Cat.	Club	Temps	S1	S2
285.	365	Mathieu WASER	M (267.)	V1M (133.)		20:59:24 +9:10:03	19:03:15	01:56:10
286.	190	Joel CONTE	M (268.)	V1M (134.)	Sg Hericourt	21:02:53 +9:13:32	18:56:37	02:06:17
287.	189	Audrey	F (19.)	V1F (13.)	Sg Hericourt	21:02:55 +7:13:52	19:01:40	02:01:15
288.	54	Romain	M (269.)	SEM (84.)	Courir A Lyon	21:04:43 +9:15:22	19:28:37	01:36:07
289.	282	Thomas	M (270.)	V1M (135.)		21:07:02 +9:17:41	19:01:02	02:06:01
290.	377	Trung Dung	M (271.)	V1M (136.)	La Foulée Muroise	21:08:43 +9:19:22	19:17:56	01:50:47
291.	90	Vincent	M (272.)	V1M (137.)		21:09:35 +9:20:14	19:02:04	02:07:32
292.	145	Frédéric	M (273.)	V1M (138.)		21:10:48 +9:21:27	19:14:30	01:56:19
293.	144	David TEJEDOR	M (274.)	V1M (139.)		21:10:49 +9:21:28	19:14:27	01:56:23
294.	226	David	M (275.)	V1M (140.)	Corcy Endurance	21:14:01 +9:24:40	19:31:25	01:42:37
295.	85	François	M (276.)	V1M (141.)		21:17:30 +9:28:09	19:28:10	01:49:20
296.	123	Benoit	M (277.)	SEM (85.)		21:24:51 +9:35:30	19:00:44	02:24:07
297.	249	Nicolas	M (278.)	V1M (142.)	Courir A Mennecey	21:25:31 +9:36:10	19:02:07	02:23:24
298.	398	Maxime GIOE	M (279.)	V2M (43.)	Lyon Sport	21:37:30 +9:48:09	19:29:00	02:08:31
299.	245	Guy GROSBOIS	M (280.)	V3M (8.)		21:38:00 +9:48:39	19:29:19	02:08:41
300.	347	Régis GRILLE	M (281.)	V3M (9.)	Courir À Bourg	21:38:07 +9:48:46	19:34:22	02:03:45
301.	217	Valentin	M (282.)	SEM (86.)		21:40:15 +9:50:54	19:13:29	02:26:47
302.	35	Robert	M (283.)	V2M (44.)	La Foulée Muroise	21:42:35 +9:53:14	19:31:37	02:10:58
303.	297	Patrick	M (284.)	V3M (10.)		21:42:41 +9:53:20	19:33:25	02:09:16
304.	296	Thomas	M (285.)	SEM (87.)		21:42:44 +9:53:23	19:33:58	02:08:46
305.	262	Laurent	M (286.)	V2M (45.)		21:52:10 +10:02:49	19:54:09	01:58:01
306.	173	Patrick	M (287.)	V3M (11.)	Les Mureaux Val de	21:57:48 +10:08:27	20:03:02	01:54:46
307.	142	Michel VIALE	M (288.)	V2M (46.)		21:58:05 +10:08:44	20:00:36	01:57:29
308.	93	Francois	M (289.)	V1M (143.)		21:59:42 +10:10:21	20:06:40	01:53:02


Nombre d'inscrits: 308



12/05/2019

Chronométrage et édition des résultats - race|result france

8 / 8



Trail des Coursières : pour que l'esprit trail demeure ! Rendez-vous en 2020 !





Trail des Coursières 2019

Résultats



Classement général Le Trail des Coursières - 53 km

Rang	Dos.	Nom	M/F	Cat.	Club	Temps	S1	S2
Le Trail des Coursières - 53 km								
1.	953	Cedric	M (1.)	V1M (1.)		4:34:38	--	03:50:50 00:43:49
2.	501	Baptiste	M (2.)	SEM (1.)	Team Matryx	4:36:12	+01:34	03:47:41 00:48:32
3.	929	Sébastien	M (3.)	SEM (2.)	Ac Tassin	4:51:45	+17:07	04:02:16 00:49:30
4.	861	Florian LANIEL	M (4.)	SEM (3.)		5:05:23	+30:45	04:04:57 01:00:27
5.	520	Nicolas	M (5.)	V1M (2.)	S/I Francheville Ac	5:10:37	+35:59	04:19:10 00:51:27
6.	890	Christophe	M (6.)	V1M (3.)		5:11:31	+36:53	04:17:20 00:54:11
7.	873	Olivier LERUTH	M (7.)	V1M (4.)		5:17:12	+42:34	04:20:03 00:57:09
8.	587	Thierry CURTIL	M (8.)	V1M (5.)	Team Running Pilat	5:17:28	+42:50	04:27:02 00:50:27
9.	503	Pierre-Loic	M (9.)	V2M (1.)	Dma	5:21:10	+46:32	04:25:19 00:55:52
10.	816	Loic CAMUS	M (10.)	SEM (4.)	Fac Andrézieux	5:21:11	+46:33	04:26:36 00:54:36
11.	903	Stephane	M (11.)	V1M (6.)	Randooneurs Ruy	5:23:44	+49:06	04:26:58 00:56:46
12.	502	Julien NOIRY	M (12.)	V1M (7.)	Ua Societe Generale	5:25:36	+50:58	04:31:28 00:54:08
13.	778	Florian	M (13.)	SEM (5.)		5:27:57	+53:19	04:29:47 00:58:10
14.	516	Sylvain	M (14.)	V1M (8.)	Rams	5:28:59	+54:21	04:33:15 00:55:45
15.	947	Mickael	M (15.)	SEM (6.)	Crra	5:30:08	+55:30	04:35:58 00:54:10
16.	686	Robin LAINE	M (16.)	SEM (7.)	Team Gruppetto	5:30:32	+55:54	04:36:15 00:54:18
17.	597	Hubert MICHEL	M (17.)	V1M (9.)	Team Running Pilat	5:32:05	+57:27	04:36:19 00:55:46
18.	605	Emmanuel	M (18.)	V1M (10.)		5:32:44	+58:06	04:36:51 00:55:54
19.	834	Benoit	M (19.)	SEM (8.)	Ua Societe Generale	5:39:12	+1:04:34	04:38:20 01:00:53
20.	543	Arnauld	M (20.)	V2M (2.)	Asr Trail 78	5:39:28	+1:04:50	
21.	867	Simon GRAND	M (21.)	SEM (9.)		5:43:39	+1:09:01	04:49:44 00:53:56
22.	928	Florian	M (22.)	SEM (10.)	Aix Athle Provence	5:44:03	+1:09:25	04:54:12 00:49:52
23.	649	David DUVERT	M (23.)	SEM (11.)	Ea Macon	5:48:51	+1:14:13	04:48:39 01:00:13
24.	672	Thibault	M (24.)	SEM (12.)		5:51:09	+1:16:31	04:55:23 00:55:46
25.	641	Laurent	M (25.)	V2M (3.)	Passcourir	5:53:41	+1:19:03	04:55:47 00:57:55
26.	571	Jérémie	M (26.)	SEM (13.)	Sportif Du Dimanche	5:55:52	+1:21:14	04:56:56 00:58:56
27.	752	Franck	M (27.)	V1M (11.)		5:56:17	+1:21:39	04:57:25 00:58:52
28.	677	Nicolas	M (28.)	SEM (14.)	Running Club de	5:57:05	+1:22:27	04:53:43 01:03:22
29.	561	Rémi CHARRA	M (29.)	SEM (15.)		5:58:03	+1:23:25	04:59:41 00:58:22
30.	761	Arnaud	M (30.)	V1M (12.)	Ua Societe Generale	5:58:38	+1:24:00	05:00:53 00:57:46
31.	820	Serge	M (31.)	V2M (4.)	Team Des Monts 69	5:59:43	+1:25:05	04:59:17 01:00:27
32.	685	Remy RIVOIRE	M (32.)	SEM (16.)		6:00:48	+1:26:10	04:55:08 01:05:41
33.	920	Guillaume	M (33.)	ESM (1.)		6:01:52	+1:27:14	05:05:22 00:56:31
34.	766	Martin	M (34.)	SEM (17.)	S/I Francheville Ac	6:02:35	+1:27:57	05:03:39 00:58:57
35.	763	Yoann ROSE	M (35.)	V1M (13.)	As Boehringer	6:03:33	+1:28:55	05:03:21 01:00:12
36.	886	Laurent DEBAR	M (36.)	SEM (18.)	Tcn	6:03:43	+1:29:05	05:00:48 01:02:55
37.	780	Chris-Olivier	M (37.)	SEM (19.)		6:04:21	+1:29:43	05:03:46 01:00:35
38.	630	Cyril AILLOUD	M (38.)	V1M (14.)		6:08:32	+1:33:54	05:07:18 01:01:15

12/05/2019

Chronométrage et édition des résultats - race|result france

1 / 10



Trail des Coursières : pour que l'esprit trail demeure ! Rendez-vous en 2020 !





Trail des Coursières 2019

Résultats



Classement général Le Trail des Coursières - 53 km

Rang	Dos.	Nom	M/F	Cat.	Club	Temps		S1	S2
39.	506	Marion	F (1.)	SEF (1.)	Tdr	6:09:30	--	05:05:02	01:04:28
40.	911	Gilles NAUJAC	M (39.)	V1M (15.)	Entente Ouest	6:09:51	+1:35:13	05:11:35	00:58:16
41.	832	Julien	M (40.)	SEM (20.)	Trgv	6:11:58	+1:37:20	05:12:44	00:59:15
42.	879	Nicolas BARDY	M (41.)	V1M (16.)	S/I Francheville Ac	6:13:04	+1:38:26	05:10:21	01:02:43
43.	599	Stéphane	M (42.)	V1M (17.)	Rams	6:13:19	+1:38:41	05:15:53	00:57:26
44.	825	Matthieu	M (43.)	V1M (18.)	S/I Francheville Ac	6:14:21	+1:39:43	05:14:58	00:59:24
45.	726	Johann	M (44.)	V1M (19.)		6:14:34	+1:39:56	05:14:46	00:59:49
46.	633	Damien	M (45.)	SEM (21.)		6:15:12	+1:40:34	05:10:55	01:04:17
47.	568	Cyrille MOULIN	M (46.)	V1M (20.)		6:15:22	+1:40:44	05:14:54	01:00:28
48.	934	Guillaume	M (47.)	SEM (22.)	Smon	6:16:51	+1:42:13	05:17:57	00:58:55
49.	640	Nabil BENDAFI	M (48.)	SEM (23.)	Stormshield	6:16:51	+1:42:13	05:16:09	01:00:43
50.	786	Josselin	M (49.)	SEM (24.)		6:17:07	+1:42:29	05:02:48	01:14:20
51.	694	Miguel	M (50.)	V1M (21.)		6:17:46	+1:43:08	05:14:17	01:03:29
52.	872	Emeline BONIN	F (2.)	SEF (2.)		6:17:55	+08:25	05:17:29	01:00:27
53.	851	Erwan GIRARD	M (51.)	SEM (25.)		6:17:56	+1:43:18	05:16:44	01:01:12
54.	955	Jean-ierre	M (52.)	V1M (22.)		6:18:22	+1:43:44	05:17:3	01:01:47
55.	952	Fabien	M (53.)	SEM (26.)		6:19:01	+1:44:23	05:13:28	01:05:34
56.	547	Geoffrey	M (54.)	ESM (2.)		6:19:50	+1:45:12	05:01:33	01:18:17
57.	901	Christophe	M (55.)	SEM (27.)	Courir A Lyon	6:19:50	+1:45:12	05:13:49	01:06:01
58.	946	Julien PETIOT	M (56.)	V1M (23.)	Cvt Jtekt Team	6:21:37	+1:46:59	05:06:26	01:15:11
59.	871	Anthony DA	M (57.)	SEM (28.)	Tribu Spode	6:24:19	+1:49:41	05:21:15	01:03:05
60.	915	Pierre-Alexis	M (58.)	SEM (29.)		6:24:56	+1:50:18	05:22:16	01:02:40
61.	883	Daniel OLIVIER	M (59.)	V3M (1.)	Foulee Vourloise	6:25:20	+1:50:42	05:19:45	01:05:36
62.	772	Maurice LE	M (60.)	V2M (5.)	Asr Trail 78	6:26:00	+1:51:22	05:17:40	01:08:21
63.	639	Jerome	M (61.)	V1M (24.)		6:26:55	+1:52:17	05:19:09	01:07:47
64.	838	Thierry	M (62.)	V1M (25.)		6:27:51	+1:53:13	05:26:17	01:01:34
65.	643	Arnaud PERIER	M (63.)	SEM (30.)	Desesperaid Team /	6:28:36	+1:53:58	05:19:37	01:08:59
66.	552	Salvatore	M (64.)	V2M (6.)		6:29:03	+1:54:25	05:24:53	01:04:11
67.	906	Sébastien	M (65.)	V1M (26.)	Chevreuils Félinois	6:29:03	+1:54:25	05:26:30	01:02:34
68.	930	Damien	M (66.)	V1M (27.)		6:29:11	+1:54:33	05:22:19	01:06:53
69.	807	Dominique	M (67.)	V1M (28.)	Trail Du Sanglier	6:30:19	+1:55:41	05:27:51	01:02:28
70.	898	Matthieu	M (68.)	SEM (31.)		6:30:34	+1:55:56	05:25:09	01:05:25
71.	782	Damien	M (69.)	V1M (29.)	Royans Trail Team	6:30:39	+1:56:01	05:26:12	01:04:27
72.	564	Thierry GUYON	M (70.)	V2M (7.)	Asr Trail 78	6:31:39	+1:57:01	05:28:25	01:03:14
73.	875	Jonathan	M (71.)	SEM (32.)		6:31:41	+1:57:03	05:22:13	01:09:28
74.	713	Yves BRUN	M (72.)	V1M (30.)		6:32:29	+1:57:51	05:27:41	01:04:48
75.	607	Nicolas	M (73.)	SEM (33.)		6:32:31	+1:57:53	05:26:45	01:05:46
76.	671	Pierre Marie	M (74.)	SEM (34.)		6:32:39	+1:58:01	05:29:54	01:02:46
77.	600	Frederic	M (75.)	V2M (8.)	Tsf Feyzin	6:33:19	+1:58:41	05:30:56	01:02:23
78.	505	Martine VOLAY	F (3.)	V2F (1.)	Cap Bollene	6:34:04	+24:34	05:33:25	01:00:39
79.	895	Bastien	M (76.)	SEM (35.)		6:34:21	+1:59:43	05:32:02	01:02:19

12/05/2019

Chronométrage et édition des résultats - race|result france

2 / 10



Trail des Coursières : pour que l'esprit trail demeure ! Rendez-vous en 2020 !





Trail des Coursières 2019

Résultats




Classement général Le Trail des Coursières - 53 km

Rang	Dos.	Nom	M/F	Cat.	Club	Temps	S1	S2	
80.	743	Dimitri	M (77.)	SEM (36.)		6:36:04	+2:01:26	05:28:25	01:07:39
81.	629	Gérald	M (78.)	V1M (31.)	Desesperaid Team /	6:36:34	+2:01:56	05:31:53	01:04:42
82.	933	Marc RAZIN	M (79.)	SEM (37.)		6:38:24	+2:03:46	05:31:46	01:06:38
83.	792	Arnaud BRIDAY	M (80.)	SEM (38.)	Up N' Down Le Rêve	6:38:27	+2:03:49	05:31:51	01:06:37
84.	919	Lyonnel ROY	M (81.)	V2M (9.)		6:38:53	+2:04:15	05:39:32	00:59:21
85.	751	Jérôme	M (82.)	SEM (39.)		6:39:10	+2:04:32	05:29:20	01:09:51
86.	794	Thomas	M (83.)	SEM (40.)		6:39:25	+2:04:47	05:33:43	01:05:42
87.	817	Olivier	M (84.)	V1M (32.)	Easc Cap Grand Air	6:40:21	+2:05:43	05:26:37	01:13:44
88.	660	Cédric PERIER	M (85.)	SEM (41.)	Team Des Monts 69	6:41:55	+2:07:17	05:25:46	01:16:09
89.	828	Cédric	M (86.)	SEM (42.)		6:42:01	+2:07:23	05:33:20	01:08:42
90.	746	Wilfried	M (87.)	SEM (43.)	Corcy Endurance	6:43:17	+2:08:39	05:38:45	01:04:32
91.	771	Tristan	M (88.)	SEM (44.)		6:43:50	+2:09:12	05:34:28	01:09:22
92.	521	Sébastien	M (89.)	SEM (45.)	Fmtc	6:44:08	+2:09:30	05:37:59	01:06:09
93.	622	Pierre-Emmanu	M (90.)	SEM (46.)	Loire Forez Football	6:44:25	+2:09:47	05:37:30	01:06:56
94.	888	Dang PHAN	M (91.)	V1M (33.)		6:45:36	+2:10:58	05:40:59	01:04:38
95.	644	Fabien DODON	M (92.)	SEM (47.)	Trgv	6:46:45	+2:12:07	05:40:00	01:06:46
96.	776	Justine	F (4.)	SEF (3.)		6:47:33	+38:03	05:42:17	01:05:16
97.	822	Sébastien	M (93.)	V1M (34.)		6:47:33	+2:12:55	05:39:31	01:08:03
98.	517	Emilien	M (94.)	ESM (3.)		6:48:03	+2:13:25	05:31:45	01:16:18
99.	705	Laurent	M (95.)	V1M (35.)		6:48:07	+2:13:29	05:36:00	01:12:08
100.	681	Philippe	M (96.)	V1M (36.)		6:48:31	+2:13:53	05:38:47	01:09:44
101.	510	Pascal	M (97.)	V2M (10.)	Team Trail Des	6:48:50	+2:14:12	05:38:37	01:10:14
102.	668	Christophe	M (98.)	V1M (37.)		6:48:56	+2:14:18	05:42:36	01:06:20
103.	762	Philippe	M (99.)	V1M (38.)		6:49:14	+2:14:36	05:42:24	01:06:50
104.	942	Christophe	M (100.)	V1M (39.)		6:49:25	+2:14:47	05:42:36	01:06:50
105.	847	Régis	M (101.)	SEM (48.)		6:50:09	+2:15:31	05:44:43	01:05:26
106.	612	Stephane	M (102.)	V1M (40.)		6:51:14	+2:16:36	05:43:22	01:07:52
107.	701	Nicolas	M (103.)	SEM (49.)		6:51:26	+2:16:48	05:28:39	01:22:47
108.	840	Christophe	M (104.)	V2M (11.)		6:51:27	+2:16:49	05:43:14	01:08:13
109.	804	Gaylord	M (105.)	SEM (50.)	Département Du	6:51:29	+2:16:51	05:41:11	01:10:19
110.	927	Cecile	F (5.)	V1F (1.)	Asm Running	6:51:53	+42:23	05:45:36	01:06:17
111.	852	Nicolas	M (106.)	V1M (41.)		6:52:10	+2:17:32	05:40:39	01:11:32
112.	513	Patrice	M (107.)	V1M (42.)	Team Trail Des	6:53:44	+2:19:06	05:48:56	01:04:49
113.	862	Benoit	M (108.)	SEM (51.)		6:54:23	+2:19:45	05:41:04	01:13:20
114.	508	Dominique	M (109.)	V2M (12.)	Team Trail Des	6:56:16	+2:21:38	05:52:58	01:03:18
115.	884	Grégory	M (110.)	SEM (52.)		6:56:21	+2:21:43	05:46:21	01:10:00
116.	829	Marc-Olivier	M (111.)	V2M (13.)	La Foulée Vourloise	6:59:12	+2:24:34	05:51:20	01:07:53
117.	515	Gerald	M (112.)	V1M (43.)	Ozon	6:59:44	+2:25:06	05:51:50	01:07:55
118.	512	Christophe	M (113.)	V1M (44.)	Team Trail Des	7:01:37	+2:26:59	05:57:28	01:04:10
119.	616	Damien	M (114.)	V1M (45.)	Loire Forez Football	7:01:49	+2:27:11	05:51:10	01:10:40
120.	836	Simon MASSÉ	M (115.)	SEM (53.)		7:01:54	+2:27:16	05:53:27	01:08:27

12/05/2019

Chronométrage et édition des résultats - race|result france

3 / 10



Trail des Coursières : pour que l'esprit trail demeure ! Rendez-vous en 2020 !





Trail des Coursières 2019

Résultats





Classement général Le Trail des Coursières - 53 km

Rang	Dos.	Nom	M/F	Cat.	Club	Temps	S1	S2
121.	673	Laurent	M (116.)	V1M (46.)	Team Btt	7:01:58	+2:27:20	05:51:46 01:10:12
122.	650	Jérôme	M (117.)	V1M (47.)	Amar	7:01:59	+2:27:21	05:54:47 01:07:12
123.	734	Christophe	M (118.)	V2M (14.)		7:03:02	+2:28:24	05:52:18 01:10:44
124.	856	Julien VALLA	M (119.)	SEM (54.)	Town To Trail	7:03:15	+2:28:37	05:59:30 01:03:46
125.	675	Jeremie	M (120.)	SEM (55.)	Ec Pierre Benite / St	7:03:32	+2:28:54	05:49:51 01:13:41
126.	917	Gilles POYARD	M (121.)	V2M (15.)	Triathlon Club Des	7:03:38	+2:29:00	05:53:11 01:10:28
127.	535	Aurélien	M (122.)	SEM (56.)		7:04:06	+2:29:28	05:52:12 01:11:54
128.	880	Mickael	M (123.)	V1M (48.)		7:04:07	+2:29:29	05:50:24 01:13:44
129.	637	Francois	M (124.)	V2M (16.)		7:04:13	+2:29:35	05:50:15 01:13:58
130.	787	Arnaud	M (125.)	SEM (57.)	J'y Vais Mais J'ai	7:04:19	+2:29:41	05:56:20 01:07:59
131.	833	Eric BECHE	M (126.)	V1M (49.)	Ea Macon	7:04:34	+2:29:56	05:56:32 01:08:02
132.	544	Muriel	F (6.)	V1F (2.)	Aspmr	7:05:32	+56:02	05:54:09 01:11:23
133.	944	Mathieu	M (127.)	SEM (58.)		7:05:49	+2:31:11	05:55:54 01:09:55
134.	706	Laurent	M (128.)	V1M (50.)		7:06:07	+2:31:29	05:54:24 01:11:43
135.	805	Eric	M (129.)	V2M (17.)		7:07:50	+2:33:12	06:01:23 01:06:27
136.	837	Jean-Christophe	M (130.)	V1M (51.)		7:07:57	+2:33:19	05:53:34 01:14:23
137.	542	Alexis SABLIER	M (131.)	V1M (52.)	Tcml	7:07:59	+2:33:21	05:53:30 01:14:29
138.	732	Lionel RAGINEL	M (132.)	SEM (59.)		7:08:53	+2:34:15	06:01:13 01:07:40
139.	739	Baptiste	M (133.)	SEM (60.)		7:09:36	+2:34:58	06:03:38 01:05:58
140.	956	Mokrane	M (134.)	V1M (53.)		7:00:04	+2:35:26	06:05:14 01:04:00
141.	815	Vitalijs	M (135.)	V1M (54.)		7:10:39	+2:36:01	06:04:19 01:06:20
142.	745	Marlene	F (7.)	SEF (4.)		7:10:54	+1:01:24	06:02:05 01:08:50
143.	885	Sandrine	F (8.)	SEF (5.)		7:11:44	+1:02:14	06:05:48 01:05:57
144.	819	Denis	M (136.)	V1M (55.)		7:11:45	+2:37:07	06:01:51 01:09:54
145.	811	Romain MANET	M (137.)	SEM (61.)		7:12:38	+2:38:00	06:04:38 01:08:01
146.	854	Vincent	M (138.)	SEM (62.)		7:13:57	+2:39:19	06:04:46 01:09:12
147.	591	Jean-Claude	M (139.)	V2M (18.)	Team Running Pilat	7:14:17	+2:39:39	06:03:26 01:10:51
148.	938	Jean-Baptiste	M (140.)	V1M (56.)	Lur	7:15:40	+2:41:02	06:06:42 01:08:58
149.	800	Thomas	M (141.)	V1M (57.)		7:15:40	+2:41:02	06:03:32 01:12:09
150.	511	Franck	M (142.)	V1M (58.)	Team Trail Des	7:15:49	+2:41:11	06:05:55 01:09:55
151.	768	Eric RICHARD	M (143.)	V1M (59.)	Sang Pour Sang	7:17:06	+2:42:28	
152.	722	Alban DEJOB	M (144.)	SEM (63.)	Club La Foulée	7:17:15	+2:42:37	06:08:09 01:09:06
153.	784	Jérémie	M (145.)	V1M (60.)		7:17:29	+2:42:51	06:05:15 01:12:15
154.	865	Eric	M (146.)	V2M (19.)		7:17:37	+2:42:59	06:05:02 01:12:35
155.	638	Baptiste	M (147.)	SEM (64.)	Assp Triathlon	7:17:38	+2:43:00	06:04:27 01:13:12
156.	908	Franck MARTIN	M (148.)	V1M (61.)	Trail Du Sanglier	7:18:09	+2:43:31	06:11:44 01:06:25
157.	757	Raphael	M (149.)	V1M (62.)	Sip	7:19:08	+2:44:30	06:06:35 01:12:33
158.	575	Olivier LE	M (150.)	V1M (63.)	Rando Running	7:19:18	+2:44:40	06:11:43 01:07:36
159.	718	Peter	M (151.)	V1M (64.)		7:19:32	+2:44:54	06:04:43 01:14:50
160.	785	Bernard	M (152.)	V3M (2.)		7:20:49	+2:46:11	06:05:37 01:15:12
161.	801	Benoit	M (153.)	SEM (65.)		7:20:51	+2:46:13	06:11:13 01:09:38

12/05/2019

Chronométrage et édition des résultats - race|result france

4 / 10



Trail des Coursières : pour que l'esprit trail demeure ! Rendez-vous en 2020 !





Trail des Coursières 2019

Résultats




Classement général Le Trail des Coursières - 53 km

Rang	Dos.	Nom	M/F	Cat.	Club	Temps	S1	S2	
162.	562	Julien DEVIDAL	M (154.)	SEM (66.)		7:22:46	+2:48:08	06:18:47	01:04:00
163.	688	Jacques	M (155.)	V3M (3.)	Al Pizancon	7:23:09	+2:48:31	06:11:53	01:11:16
164.	697	Ludovic	M (156.)	V2M (20.)		7:23:17	+2:48:39	06:10:40	01:12:38
165.	715	Raphael	M (157.)	SEM (67.)		7:24:43	+2:50:05	06:07:56	01:16:48
166.	823	Christophe	M (158.)	V1M (65.)		7:25:29	+2:50:51	06:17:35	01:07:54
167.	870	Olivier	M (159.)	V1M (66.)	Dahus D'ozon Courir	7:25:39	+2:51:01	06:12:40	01:13:00
168.	558	Rémy	M (160.)	SEM (68.)		7:27:09	+2:52:31	06:11:57	01:15:12
169.	950	Jean-Yves	M (161.)	V1M (67.)	Api Trailer	7:27:57	+2:53:19	06:10:19	01:17:38
170.	869	Laurent	M (162.)	V2M (21.)	Cascol Athlétisme	7:28:07	+2:53:29	06:14:31	01:13:37
171.	648	Céline	F (9.)	V1F (3.)		7:28:48	+1:19:18	06:18:03	01:10:45
172.	579	Nicolas	M (163.)	SEM (69.)		7:28:48	+2:54:10	06:16:05	01:12:44
173.	678	Arnaud	M (164.)	SEM (70.)		7:29:02	+2:54:24	06:16:00	01:13:03
174.	932	Emilien	M (165.)	SEM (71.)	Les Bikers	7:29:20	+2:54:42	06:12:04	01:17:16
175.	923	Sylvain LE	M (166.)	V1M (68.)	Pastis	7:30:05	+2:55:27	06:11:34	01:18:31
176.	850	Laurent BOUC	M (167.)	V1M (69.)	Team Running Pilat	7:30:13	+2:55:35	06:13:19	01:16:54
177.	719	Céline	F (10.)	V1F (4.)		7:30:45	+1:21:15	06:18:48	01:11:57
178.	654	Philippe	M (168.)	V1M (70.)		7:30:55	+2:56:17	06:15:27	01:15:28
179.	514	Christian	M (169.)	V2M (22.)	Boc	7:31:10	+2:56:32	06:16:16	01:14:55
180.	717	Alexis GIRARD	M (170.)	SEM (72.)		7:31:58	+2:57:20	06:19:26	01:12:32
181.	960	Gilles FOUREL	M (171.)	V1M (71.)		7:32:09	+2:57:31	06:07:08	01:25:01
182.	821	Mickael	M (172.)	V1M (72.)		7:32:14	+2:57:36	06:20:35	01:11:40
183.	863	Thierry	M (173.)	V3M (4.)		7:33:01	+2:58:23	06:16:14	01:16:48
184.	839	Jean-Marc	M (174.)	V1M (73.)		7:33:13	+2:58:35	06:21:07	01:12:06
185.	526	Guillaume	M (175.)	SEM (73.)		7:33:16	+2:58:38	06:18:06	01:15:11
186.	744	Yannick LARGE	M (176.)	SEM (74.)		7:33:33	+2:58:55		
187.	941	David	M (177.)	V1M (74.)		7:34:12	+2:59:34	06:17:52	01:16:20
188.	806	Julien	M (178.)	V1M (75.)		7:34:22	+2:59:44	06:26:29	01:07:54
189.	737	Gabriel BIDAUX	M (179.)	V1M (76.)		7:35:05	+3:00:27	06:27:34	01:07:32
190.	698	Timothee	M (180.)	SEM (75.)		7:35:45	+3:01:07	06:21:59	01:13:46
191.	818	Dominique	M (181.)	V2M (23.)	C.a.f.	7:35:54	+3:01:16	06:19:38	01:16:16
192.	653	Bertrand	M (182.)	V2M (24.)		7:36:28	+3:01:50	06:19:08	01:17:21
193.	559	Julien CHAUX	M (183.)	SEM (76.)		7:37:37	+3:02:59	06:20:39	01:16:58
194.	887	Jérôme	M (184.)	V1M (77.)	Team Des Monts 69	7:37:55	+3:03:17	06:30:18	01:07:38
195.	615	Gregory BASSO	M (185.)	V1M (78.)		7:38:03	+3:03:25	06:30:21	01:07:42
196.	702	Jean-Philippe	M (186.)	V1M (79.)		7:38:05	+3:03:27	06:20:09	01:17:57
197.	509	Hervé	M (187.)	V1M (80.)	Team Trail Des	7:38:25	+3:03:47	06:28:53	01:09:32
198.	593	Benjamin	M (188.)	SEM (77.)	Courir À St Alban	7:39:22	+3:04:44	06:18:22	01:21:01
199.	563	Olivier	M (189.)	V1M (81.)	Asr Trail 78	7:42:32	+3:07:54		
200.	590	Nicolas JUBAN	M (190.)	V1M (82.)	Loire Forez Football	7:43:12	+3:08:34	06:27:47	01:15:26
201.	614	René GAYE	M (191.)	SEM (78.)		7:43:39	+3:09:01	06:18:15	01:25:24
202.	666	Alain BARCEL	M (192.)	V3M (5.)		7:44:02	+3:09:24	06:27:36	01:16:27

12/05/2019

Chronométrage et édition des résultats - race|result france

5 / 10



Trail des Coursières : pour que l'esprit trail demeure ! Rendez-vous en 2020 !





Trail des Coursières 2019

Résultats



Classement général Le Trail des Coursières - 53 km

Rang	Dos.	Nom	M/F	Cat.	Club	Temps	S1	S2
203.	628	Sébastien	M (193.)	V1M (83.)	Sport Et Amitié	7:45:04	+3:10:26	06:30:24 01:14:40
204.	709	Nicolas	M (194.)	V1M (84.)	Nomad Sun	7:45:38	+3:11:00	06:26:29 01:19:09
205.	843	Laurent	M (195.)	V2M (25.)	Lyon Sport	7:45:43	+3:11:05	06:27:08 01:18:36
206.	777	Thierry ROST	M (196.)	V1M (85.)		7:47:11	+3:12:33	06:29:02 01:18:10
207.	791	Maxime	M (197.)	V1M (86.)		7:47:57	+3:13:19	06:28:30 01:19:28
208.	557	Marielle	F (11.)	V1F (5.)	Corbas Running	7:48:28	+1:38:58	06:32:11 01:16:17
209.	877	Nora	F (12.)	V1F (6.)	Corbas Running	7:48:28	+1:38:58	06:32:11 01:16:18
210.	921	Mikael	M (198.)	SEM (79.)		7:48:31	+3:13:53	06:29:18 01:19:14
211.	905	Aurélien MACÉ	M (199.)	SEM (80.)	Team Leica	7:49:27	+3:14:49	06:30:42 01:18:46
212.	781	Gregory	M (200.)	V1M (87.)		7:49:50	+3:15:12	06:30:27 01:19:23
213.	881	Thierry	M (201.)	V2M (26.)		7:50:20	+3:15:42	06:34:58 01:15:23
214.	814	David	M (202.)	SEM (81.)		7:50:42	+3:16:04	06:29:34 01:21:08
215.	891	David	M (203.)	V1M (88.)		7:51:03	+3:16:25	
216.	924	Mathieu	M (204.)	V1M (89.)		7:51:28	+3:16:50	06:31:28 01:20:01
217.	846	Cédric DUPUY	M (205.)	SEM (82.)		7:51:50	+3:17:12	06:32:58 01:18:53
218.	945	Jérôme AIMÉ	M (206.)	V2M (27.)	Maison Du Running	7:53:08	+3:18:30	06:29:28 01:23:40
219.	569	Patrick	M (207.)	V2M (28.)	Cyclo Ste Foy	7:53:21	+3:18:43	06:41:25 01:11:56
220.	922	Yves	M (208.)	V2M (29.)	Trbb	7:54:40	+3:20:02	06:35:55 01:18:45
221.	910	Faouzi	M (209.)	V2M (30.)	Trbb	7:54:40	+3:20:02	06:36:03 01:18:37
222.	878	Pierre	M (210.)	SEM (83.)		7:54:57	+3:20:19	06:38:32 01:16:26
223.	935	Sabrina	F (13.)	SEF (6.)		7:56:14	+1:46:44	06:38:38 01:17:36
224.	731	Herve	M (211.)	V1M (90.)		7:56:28	+3:21:50	06:38:03 01:18:25
225.	714	Gerald	M (212.)	V1M (91.)		7:56:28	+3:21:50	06:38:51 01:17:37
226.	931	Bernard	M (213.)	V2M (31.)		7:58:05	+3:23:27	06:36:52 01:21:14
227.	546	Benoit JARDIN	M (214.)	V2M (32.)	Aspmr	7:58:15	+3:23:37	06:35:18 01:22:57
228.	925	Jean-Marie	M (215.)	V1M (92.)		7:58:19	+3:23:41	06:45:54 01:12:26
229.	625	Gilbert BAUD	M (216.)	V3M (6.)	Ardent Sports	7:58:51	+3:24:13	06:43:09 01:15:42
230.	756	Adrien BAUD	M (217.)	SEM (84.)		7:58:51	+3:24:13	06:39:03 01:19:48
231.	894	Emmanuel	M (218.)	V2M (33.)	Ardent Sports	7:58:51	+3:24:13	
232.	693	Thibaut	M (219.)	SEM (85.)		7:58:54	+3:24:16	06:37:13 01:21:41
233.	727	Sébastien	M (220.)	V1M (93.)		7:58:54	+3:24:16	06:37:16 01:21:39
234.	635	Nelly ROLLAND	F (14.)	V1F (7.)	Trn 58	7:59:21	+1:49:51	06:39:47 01:19:34
235.	765	Richard	M (221.)	SEM (86.)	Team Run & Raid 72	7:59:42	+3:25:04	06:39:41 01:20:02
236.	728	Quentin	M (222.)	SEM (87.)		8:01:27	+3:26:49	06:45:43 01:15:45
237.	753	Gael	M (223.)	V1M (94.)		8:02:12	+3:27:34	06:38:00 01:24:13
238.	652	Caroline	F (15.)	V1F (8.)	Lyon Ultra Run /	8:02:25	+1:52:55	
239.	913	Christian	M (224.)	V3M (7.)		8:02:31	+3:27:53	06:40:40 01:21:52
240.	725	Olivier INGOUF	M (225.)	V2M (34.)	Asr Trail 78	8:02:52	+3:28:14	06:44:18 01:18:34
241.	882	Eric HORRIOT	M (226.)	V2M (35.)		8:03:06	+3:28:28	06:44:14 01:18:52
242.	802	Marie	F (16.)	V1F (9.)		8:04:04	+1:54:34	06:47:55 01:16:09
243.	533	Anthony	M (227.)	SEM (88.)		8:04:36	+3:29:58	06:50:02 01:14:35

12/05/2019

Chronométrage et édition des résultats - race|result france

6 / 10



Trail des Coursières : pour que l'esprit trail demeure ! Rendez-vous en 2020 !





Trail des Coursières 2019

Résultats





Classement général Le Trail des Coursières - 53 km

Rang	Dos.	Nom	M/F	Cat.	Club	Temps	S1	S2	
244.	695	Pierre BONICEL	M (228.)	SEM (89.)		8:04:50	+3:30:12	06:45:34	01:19:16
245.	577	Lionel	M (229.)	V1M (95.)		8:05:23	+3:30:45	06:44:12	01:21:12
246.	767	Delphine VITALI	F (17.)	V1F (10.)		8:05:39	+1:56:09	06:46:47	01:18:53
247.	754	Gwénaëlle	F (18.)	SEF (7.)	Cef Marathonien	8:05:39	+1:56:09	06:45:51	01:19:48
248.	793	Jonathan	M (230.)	SEM (90.)		8:06:05	+3:31:27	06:44:02	01:22:04
249.	845	Olivier	M (231.)	V1M (96.)		8:06:17	+3:31:39	06:51:38	01:14:40
250.	704	Patrice DATIN	M (232.)	SEM (91.)		8:07:58	+3:33:20	06:42:55	01:25:03
251.	539	Sébastien	M (233.)	SEM (92.)		8:07:59	+3:33:21	06:42:50	01:25:09
252.	858	Pierre-Alain	M (234.)	V2M (36.)		8:08:22	+3:33:44	06:44:20	01:24:03
253.	876	Pascal URREA	M (235.)	V2M (37.)		8:08:31	+3:33:53	06:47:29	01:21:02
254.	914	Arnaud	M (236.)	V1M (97.)	Cac Trail	8:09:15	+3:34:37	06:44:44	01:24:31
255.	655	Jean Marc	M (237.)	V3M (8.)		8:09:22	+3:34:44	06:46:02	01:23:20
256.	826	Christophe	M (238.)	V1M (98.)		8:09:50	+3:35:12	06:45:38	01:24:13
257.	866	Vincent	M (239.)	V1M (99.)		8:09:51	+3:35:13	06:49:04	01:20:48
258.	507	Jerome	M (240.)	V1M (100.)	Team Trail Des	8:13:01	+3:38:23	06:51:32	01:21:30
259.	708	Eric	M (241.)	V1M (101.)	Letraceurs	8:14:14	+3:39:36	06:52:06	01:22:09
260.	954	Jérôme	M (242.)	V1M (102.)		8:14:08	+3:40:10	06:51:31	01:23:17
261.	530	Yoann	M (243.)	SEM (93.)	Emmaldo	8:14:48	+3:40:10	06:48:10	01:26:38
262.	596	Sébastien	M (244.)	SEM (94.)		8:14:57	+3:40:19	06:51:47	01:23:11
263.	578	Laurent CAZALI	M (245.)	SEM (95.)		8:14:57	+3:40:19	06:51:43	01:23:15
264.	585	Damien CAZALI	M (246.)	SEM (96.)		8:14:58	+3:40:20	06:51:27	01:23:32
265.	803	Rémi POULAIN	M (247.)	V1M (103.)		8:15:15	+3:40:37	06:52:58	01:22:18
266.	799	Vivian	M (248.)	SEM (97.)	Corcy Endurance	8:15:44	+3:41:06	06:56:01	01:19:43
267.	645	Aude CHAMBE	F (19.)	V1F (11.)	Courir Pour Des	8:16:45	+2:07:15	06:52:57	01:23:49
268.	646	Virginie	F (20.)	SEF (8.)		8:16:46	+2:07:16	06:51:35	01:25:11
269.	647	Philippe	M (249.)	V1M (104.)		8:16:46	+3:42:08	06:51:47	01:24:59
270.	824	Jérôme	M (250.)	V1M (105.)	Kikourou	8:17:50	+3:43:12	06:53:23	01:24:28
271.	835	Fabien	M (251.)	V1M (106.)	Run In Irigny	8:17:51	+3:43:13	06:53:23	01:24:28
272.	764	Gérald	M (252.)	V3M (9.)		8:18:09	+3:43:31	07:00:16	01:17:53
273.	724	Guillaume	M (253.)	SEM (98.)		8:18:10	+3:43:32	07:00:08	01:18:03
274.	636	Laurent	M (254.)	V1M (107.)	Xctr	8:20:13	+3:45:35	06:51:02	01:29:12
275.	892	Frank GONON	M (255.)	V3M (10.)		8:20:49	+3:46:11	06:58:10	01:22:40
276.	549	Jean-Baptiste	M (256.)	SEM (99.)	Team Devun	8:21:06	+3:46:28	06:51:54	01:29:12
277.	659	Laurent LOISEL	M (257.)	V2M (38.)	Saône Mont D'or	8:21:07	+3:46:29	06:49:43	01:31:24
278.	620	Gabriel	M (258.)	V2M (39.)		8:22:55	+3:48:17	07:02:18	01:20:38
279.	589	Lise TRUFFET	F (21.)	SEF (9.)		8:22:57	+2:13:27	07:02:18	01:20:39
280.	809	Jérémy	M (259.)	V1M (108.)	Courir A Lyon	8:25:13	+3:50:35	07:05:53	01:19:20
281.	606	Philippe	M (260.)	V2M (40.)		8:25:31	+3:50:53	07:07:25	01:18:07
282.	897	Renaud	M (261.)	V1M (109.)	Tt Raidlight Pilat	8:26:46	+3:52:08	07:00:00	01:26:47
283.	849	Frederic	M (262.)	V1M (110.)		8:26:48	+3:52:10	07:05:00	01:21:49
284.	749	Thibault MOTTE	M (263.)	SEM (100.)		8:28:44	+3:54:06	07:00:15	01:28:30

12/05/2019

Chronométrage et édition des résultats - race|result france

7 / 10



Trail des Coursières : pour que l'esprit trail demeure ! Rendez-vous en 2020 !





Trail des Coursières 2019

Résultats





Classement général Le Trail des Coursières - 53 km

Rang	Dos.	Nom	M/F	Cat.	Club	Temps	S1	S2
285.	874	Romain	M (264.)	SEM (101.)		8:28:44	+3:54:06	07:02:00 01:26:45
286.	700	Jean-François	M (265.)	V1M (111.)		8:30:32	+3:55:54	07:09:26 01:21:06
287.	721	Jean-Paul	M (266.)	V2M (41.)	Team Tezig	8:30:45	+3:56:07	07:01:34 01:29:11
288.	581	Céline	F (22.)	V1F (12.)		8:31:07	+2:21:37	07:02:27 01:28:41
289.	617	Stéphane	M (267.)	V1M (112.)		8:31:10	+3:56:32	07:05:16 01:25:55
290.	735	Guillaume	M (268.)	V1M (113.)		8:31:11	+3:56:33	07:05:42 01:25:30
291.	522	Nathalie	F (23.)	V1F (13.)	Xctr	8:31:43	+2:22:13	07:02:56 01:28:47
292.	730	David	M (269.)	SEM (102.)	Team Rorotte	8:31:54	+3:57:16	07:04:06 01:27:48
293.	729	Clémentine	F (24.)	SEF (10.)	Team Rorotte	8:31:55	+2:22:25	07:04:10 01:27:45
294.	676	Anthony THIZY	M (270.)	SEM (103.)	Club Leo Lagrange	8:32:50	+3:58:12	06:51:07 01:41:43
295.	679	Emmanuelle	F (25.)	V2F (2.)		8:33:40	+2:24:10	07:11:12 01:22:28
296.	588	Anick HUGLI	F (26.)	V2F (3.)	Trail Entre Elles	8:33:53	+2:24:23	07:13:03 01:20:51
297.	736	Julien VIGERY	M (271.)	V1M (114.)		8:37:01	+4:02:23	07:18:35 01:18:27
298.	790	Joel	M (272.)	V2M (42.)		8:37:21	+4:02:43	06:55:13 01:42:09
299.	720	Stephane	M (273.)	V1M (115.)		8:37:59	+4:03:21	07:31:28 01:06:31
300.	669	Christophe	M (274.)	V2M (43.)		8:38:25	+4:03:47	07:18:50 01:19:35
301.	634	Bastien CAZALI	M (275.)	SEM (104.)		8:39:07	+4:04:29	07:07:29 01:31:39
302.	904	Cyril PERROT	M (276.)	V1M (116.)		8:39:27	+4:04:49	07:15:00 01:24:27
303.	692	Anne-Cécile	F (27.)	V1F (14.)	Dijon Singletrack	8:39:34	+2:30:04	07:18:17 01:21:18
304.	759	Gilles POYET	M (277.)	V2M (44.)		8:40:32	+4:05:54	07:16:44 01:23:49
305.	748	Jean Luc	M (278.)	V2M (45.)		8:41:16	+4:06:38	07:19:14 01:22:02
306.	827	Yann	M (279.)	V1M (117.)	Arthaud & Associes	8:41:32	+4:06:54	07:00:33 01:40:59
307.	841	Dorothee	F (28.)	V1F (15.)	Tri Aventure	8:41:45	+2:32:15	07:16:12 01:25:34
308.	889	Marjory ROUX	F (29.)	V1F (16.)		8:41:51	+2:32:21	07:22:40 01:19:11
309.	831	Vincent	M (280.)	V2M (46.)	Aaal	8:41:58	+4:07:20	07:36:18 01:05:40
310.	618	Christophe	M (281.)	V1M (118.)		8:42:19	+4:07:41	07:12:41 01:29:38
311.	775	Quentin CLAIR	M (282.)	SEM (105.)		8:43:07	+4:08:29	07:11:30 01:31:38
312.	868	Hélène VADON	F (30.)	V2F (4.)		8:44:17	+2:34:47	07:18:36 01:25:41
313.	733	Julien LIOT	M (283.)	SEM (106.)		8:45:46	+4:11:08	07:19:50 01:25:57
314.	594	Denis BANCEL	M (284.)	V2M (47.)	Banban	8:48:38	+4:14:00	07:24:05 01:24:34
315.	909	Axel FISCHER	M (285.)	V1M (119.)	Team Performance	8:48:39	+4:14:01	07:24:23 01:24:16
316.	740	Brice	M (286.)	SEM (107.)		8:49:40	+4:15:02	07:27:03 01:22:38
317.	619	Harold	M (287.)	SEM (108.)		8:52:44	+4:18:06	07:31:22 01:21:22
318.	864	Christine	F (31.)	V1F (17.)		8:55:29	+2:45:59	07:27:06 01:28:23
319.	667	Julien	M (288.)	SEM (109.)		8:56:26	+4:21:48	07:24:00 01:32:26
320.	529	Elodie SORRO	F (32.)	SEF (11.)	Rorottes	8:56:37	+2:47:07	07:32:06 01:24:31
321.	844	Valerie	F (33.)	V2F (5.)	Lyon Sport	8:58:30	+2:49:00	07:30:46 01:27:45
322.	518	Cedric	M (289.)	V1M (120.)		9:00:26	+4:25:48	07:35:37 01:24:49
323.	657	François-Xavier	M (290.)	V1M (121.)	Rams	9:00:42	+4:26:04	07:39:01 01:21:41
324.	951	Myriam THUET	F (34.)	V3F (1.)		9:01:48	+2:52:18	07:39:58 01:21:51
325.	610	Capucine THRO	F (35.)	ESF (1.)	Fac Andrézieux	9:05:04	+2:55:34	07:31:12 01:33:53

12/05/2019

Chronométrage et édition des résultats - race|result france

8 / 10



Trail des Coursières : pour que l'esprit trail demeure ! Rendez-vous en 2020 !





Trail des Coursières 2019

Résultats





Classement général Le Trail des Coursières - 53 km

Rang	Dos.	Nom	M/F	Cat.	Club	Temps	S1	S2
326.	609	Jean-François	M (291.)	V2M (48.)		9:05:05	+4:30:27	07:31:09 01:33:56
327.	907	Vincent RIBES	M (292.)	V1M (122.)		9:05:36	+4:30:58	07:37:25 01:28:11
328.	699	Daniel	M (293.)	V2M (49.)		9:05:49	+4:31:11	07:33:46 01:32:03
329.	662	Mourad TALEB	M (294.)	V2M (50.)	Raid Eurosportif	9:05:49	+4:31:11	07:33:46 01:32:04
330.	855	Fabien	M (295.)	SEM (110.)		9:06:00	+4:31:22	07:32:51 01:33:10
331.	859	Pierre DELORE	M (296.)	V2M (51.)	Team Trail Bob	9:06:27	+4:31:49	07:38:04 01:28:24
332.	519	Giovanni	M (297.)	V1M (123.)		9:08:55	+4:34:17	07:30:55 01:38:01
333.	553	Gilles	M (298.)	V2M (52.)	Corbas Running	9:08:58	+4:34:20	07:40:07 01:28:51
334.	632	Karine POIRIER	F (36.)	V1F (18.)	Corbas Running	9:11:50	+3:02:20	07:31:50 01:40:01
335.	541	Didier	M (299.)	V1M (124.)	Trail Du Sanglier	9:14:04	+4:39:26	07:26:55 01:47:09
336.	900	Lionel	M (300.)	V1M (125.)	Fr'anse	9:15:14	+4:40:36	07:49:17 01:25:57
337.	716	Yohan	M (301.)	SEM (111.)		9:16:09	+4:41:31	07:35:22 01:40:48
338.	540	Rémi	M (302.)	V1M (126.)	Kikourou	9:18:00	+4:43:22	07:44:43 01:33:17
339.	779	Laure DUPIN	F (37.)	V1F (19.)	Club La Foulée	9:18:35	+3:09:05	07:43:06 01:35:29
340.	760	Christine	F (38.)	V1F (20.)	Club La Foulée	9:18:35	+3:09:05	07:43:04 01:35:31
341.	742	Nathalie	F (39.)	V1F (21.)	Foulee Forezienne	9:18:35	+3:09:05	07:42:02 01:36:33
342.	601	Virginie	F (40.)	V1F (22.)	Foulee Forezienne	9:18:35	+3:09:05	07:41:17 01:37:18
343.	741	Genevieve	F (41.)	V2F (6.)	Foulee Forezienne	9:18:35	+3:09:05	07:44:25 01:34:10
344.	949	Mathieu	M (303.)	SEM (112.)		9:19:20	+4:44:42	07:41:01 01:38:20
345.	926	Franck	M (304.)	V1M (127.)		9:20:27	+4:45:49	07:52:09 01:28:19
346.	551	Dong PHAN	M (305.)	V1M (128.)		9:20:38	+4:46:00	07:47:14 01:33:25
347.	810	Carole	F (42.)	V1F (23.)	Rispoli	9:22:33	+3:13:03	07:50:15 01:32:19
348.	545	Melanie DUPRÉ	F (43.)	V1F (24.)	Corbas Running	9:26:10	+3:16:40	07:58:17 01:27:54
349.	613	Jean Pierre	M (306.)	V2M (53.)		9:34:32	+4:59:54	07:41:42 01:52:51
350.	566	Jean-Marie	M (307.)	V1M (129.)	Asr Trail 78	9:35:48	+5:01:10	07:51:06 01:44:42
351.	788	Gilbert	M (308.)	V2M (54.)	Ambérieu Marathon	9:36:19	+5:01:41	07:51:39 01:44:40
352.	712	Paul ERLICH	M (309.)	SEM (113.)	Kikourou	9:38:54	+5:04:16	07:57:15 01:41:40
353.	670	Emmanuel	M (310.)	SEM (114.)		9:51:52	+5:17:14	07:45:48 02:06:05
354.	536	Stéphane	M (311.)	V1M (130.)	Jogging Club	9:51:59	+5:17:21	08:16:54 01:35:05
355.	936	Jacqueline	F (44.)	V2F (7.)		10:03:38	+3:54:08	08:21:22 01:42:17
356.	611	Claudine	F (45.)	V1F (25.)	Azvel	10:11:39	+4:02:09	08:31:58 01:39:41
357.	769	Sébastien	M (312.)	V1M (131.)		10:11:39	+5:37:01	08:30:32 01:41:07
358.	899	Stéphane	M (313.)	V1M (132.)		10:11:39	+5:37:01	08:30:31 01:41:08
359.	797	Franck VALLET	M (314.)	V1M (133.)	Azvel Letraceurs	10:11:39	+5:37:01	08:35:06 01:36:34
360.	624	Sabine	F (46.)	SEF (12.)	Letraceurs/azvel	10:11:39	+4:02:09	08:36:17 01:35:23
361.	684	Clarisse	F (47.)	SEF (13.)		10:23:44	+4:14:14	08:42:49 01:40:56
362.	796	Bruno	M (315.)	V2M (55.)		10:27:53	+5:53:15	08:34:52 01:53:01
363.	586	Michel	M (316.)	V4M (1.)		10:29:01	+5:54:23	08:47:29 01:41:32
364.	696	Philippe	M (317.)	V1M (134.)	Team Raidstrong	10:31:24	+5:56:46	08:27:45 02:03:39
365.	642	Thierry	M (318.)	V1M (135.)		10:31:25	+5:56:47	08:28:23 02:03:03
366.	798	Guillaume	M (319.)	SEM (115.)	Oxygene Sesg	10:37:46	+6:03:08	08:56:43 01:41:03

12/05/2019

Chronométrage et édition des résultats - race|result france

9 / 10



Trail des Coursières : pour que l'esprit trail demeure ! Rendez-vous en 2020 !





Trail des Coursières 2019

Résultats



Classement général Le Trail des Coursières - 53 km


Rang	Dos.	Nom	M/F	Cat.	Club	Temps	S1	S2
367.	555	Patricia	F (48.)	V1F (26.)	Corbas Running	10:43:16 +4:33:46	09:03:28	01:39:48
368.	916	Yannick	M (320.)	V1M (136.)		10:55:44 +6:21:06	08:58:26	01:57:19
369.	812	Gilbert	M (321.)	V3M (11.)	Courir A Moelan	11:13:36 +6:38:58	09:22:49	01:50:48
370.	773	Christelle GOIX	F (49.)	V2F (8.)	Bussy Running	11:13:36 +5:04:06	09:25:08	01:48:29
371.	774	Laurent GOIX	M (322.)	V2M (56.)	Bussy Running	11:13:37 +6:38:59	09:25:11	01:48:26
372.	524	Shasha ZHAO	F (50.)	SEF (14.)		11:40:28 +5:30:58	09:40:28	02:00:00
373.	896	Xiao CHENG	F (51.)	SEF (15.)	Running Panda	11:52:54 +5:43:24	09:39:52	02:13:02
374.	525	Ying XIONG	F (52.)	V1F (27.)	Running Panda	11:52:54 +5:43:24	09:39:47	02:13:07
375.	747	Philippe	M (323.)	V1M (137.)	Team Performance	12:16:51 +7:42:13	09:56:57	02:19:55

Nombre d'inscrits: 375

12/05/2019

Chronométrage et édition des résultats - race|result france

10 / 10



Trail des Coursières : pour que l'esprit trail demeure ! Rendez-vous en 2020 !





Trail des Coursières 2019

Résultats




Classement général Le Trail des Coursières - 25 km

Rang	Dos.	Nom Prénom	M/F	Cat.	Club	Temps	S1	S2
Le Trail des Coursières - 25 km								
1.	1324	Meryl FORLINI	M (1.)	SEM (1.)	Team Trail Lmr	1:52:54	--	01:14:28 00:38:26
2.	1322	Alexandre	M (2.)	SEM (2.)	Team 442	1:53:03	+00:09	01:14:30 00:38:33
3.	1272	Clément	M (3.)	SEM (3.)		1:55:59	+03:05	01:14:29 00:41:31
4.	1001	Tony VIRISSEL	M (4.)	SEM (4.)	Tdr Saint Etienne	1:57:17	+04:23	01:14:20 00:42:58
5.	1399	Benoit PARET	M (5.)	V1M (1.)	Tdr Craponne	1:57:48	+04:54	01:15:51 00:41:57
6.	1336	Florimond	M (6.)	SEM (5.)		1:58:36	+05:42	01:17:47 00:40:50
7.	1140	Corentin BUI	M (7.)	SEM (6.)		1:59:03	+06:09	01:18:17 00:40:46
8.	1404	Wilfried	M (8.)	SEM (7.)	Tdr Craponne	1:59:07	+06:13	01:17:27 00:41:41
9.	1286	Clément	M (9.)	SEM (8.)	Pacé En Courant	1:59:43	+06:49	01:18:19 00:41:25
10.	1184	Robin	M (10.)	ESM (1.)	La Foulée	2:02:33	+09:39	01:20:43 00:41:50
11.	1141	Etienne	M (11.)	JUM (1.)		2:05:13	+12:19	01:18:18 00:46:55
12.	1218	Jonathan	M (12.)	SEM (9.)		2:08:46	+15:52	01:23:44 00:45:03
13.	1179	Andy JACOUD	M (13.)	SEM (10.)	Nature Orientation	2:09:16	+16:22	01:25:30 00:43:47
14.	1306	Bertrand	M (14.)	SEM (11.)	Fac Andrézieux	2:09:27	+16:33	01:24:11 00:45:17
15.	1317	Grégoire	M (15.)	SEM (12.)		2:09:54	+17:00	01:25:59 00:43:56
16.	1284	Anthony PETIT	M (16.)	SEM (13.)	Aspg Lyon	2:10:03	+17:09	01:25:38 00:44:26
17.	1136	Nicolas GUINET	M (17.)	SEM (14.)		2:10:44	+17:50	01:24:38 00:46:07
18.	1240	Pierre	M (18.)	SEM (15.)		2:12:20	+19:26	01:24:31 00:47:49
19.	1181	Thomas	M (19.)	SEM (16.)	Clcs	2:12:37	+19:43	01:26:31 00:46:06
20.	1303	Adrien HIERRY	M (20.)	SEM (17.)	Team Performance	2:12:39	+19:45	01:25:13 00:47:27
21.	1231	Loic GUYOT	M (21.)	SEM (18.)	Triathlon Club Des	2:12:43	+19:49	01:26:24 00:46:19
22.	1298	Camille SANTY	M (22.)	SEM (19.)		2:12:43	+19:49	01:27:08 00:45:35
23.	1384	Martin	M (23.)	SEM (20.)	Tdr	2:12:57	+20:03	01:27:31 00:45:26
24.	1232	Pierre GIRAUD	M (24.)	V2M (1.)	La Foulee	2:15:18	+22:24	01:28:37 00:46:41
25.	1068	David FERLAY	M (25.)	V1M (2.)		2:15:30	+22:36	01:29:34 00:45:56
26.	1393	Pascal YVOREL	M (26.)	V2M (2.)	Asm Running	2:17:33	+24:39	01:29:14 00:48:19
27.	1277	Yannis	M (27.)	SEM (21.)		2:17:33	+24:39	01:28:04 00:49:30
28.	1401	Carol-Ann	F (1.)	SEF (1.)	Tdr Craponne	2:17:52	--	01:29:56 00:47:56
29.	1234	Nicolas	M (28.)	V1M (3.)	Cascol	2:19:45	+26:51	01:25:12 00:54:33
30.	1387	Frederic	M (29.)	V1M (4.)	Asm Running	2:20:12	+27:18	01:28:53 00:51:19
31.	1367	Cédric ANDRÉ	M (30.)	SEM (22.)	Vttrail Détente	2:20:18	+27:24	01:30:25 00:49:54
32.	1325	Maxime NIGRA	M (31.)	SEM (23.)		2:20:37	+27:43	01:29:32 00:51:06
33.	1379	Arthur	M (32.)	SEM (24.)		2:21:54	+29:00	01:30:22 00:51:32
34.	1005	Alexandre	M (33.)	SEM (25.)	Team Trail Des	2:21:58	+29:04	01:33:48 00:48:11
35.	1266	Thibaud	M (34.)	SEM (26.)		2:23:00	+30:06	01:33:01 00:49:59
36.	1122	Xavier ALVES	M (35.)	SEM (27.)		2:23:24	+30:30	01:34:39 00:48:46
37.	1273	Romain	M (36.)	SEM (28.)		2:23:42	+30:48	01:30:00 00:53:43
38.	1009	Julien	M (37.)	SEM (29.)	Afa Feyzin	2:23:50	+30:56	01:34:49 00:49:01

12/05/2019

Chronométrage et édition des résultats - race|result france

1 / 9



Trail des Coursières : pour que l'esprit trail demeure ! Rendez-vous en 2020 !





Trail des Coursières 2019

Résultats





Classement général Le Trail des Coursières - 25 km

Rang	Dos.	Nom Prénom	M/F	Cat.	Club	Temps		S1	S2
39.	1207	Benoit	M (38.)	SEM (30.)	Reel Runner	2:23:53	+30:59	01:30:21	00:53:32
40.	1269	Prabir MAHATO	M (39.)	SEM (31.)		2:24:01	+31:07	01:34:45	00:49:17
41.	1227	Anthony TRAN	M (40.)	SEM (32.)	Trail Et Défis	2:24:43	+31:49	01:30:09	00:54:34
42.	1216	Thomas	M (41.)	SEM (33.)		2:24:58	+32:04	01:30:05	00:54:54
43.	1189	William CHOPIN	M (42.)	V1M (5.)		2:26:46	+33:52	01:36:07	00:50:39
44.	1255	Martin JOLLY	M (43.)	SEM (34.)		2:26:51	+33:57	01:37:28	00:49:24
45.	1319	Herve SIMON	M (44.)	V2M (3.)		2:26:55	+34:01	01:35:38	00:51:18
46.	1346	Cyrille RONDET	M (45.)	SEM (35.)		2:27:03	+34:09	01:35:53	00:51:10
47.	1242	Olivier GUAY	M (46.)	V1M (6.)	Les Foulees de	2:27:41	+34:47	01:38:07	00:49:35
48.	1295	Yoann	M (47.)	SEM (36.)		2:27:46	+34:52	01:35:26	00:52:21
49.	1251	Frederic	M (48.)	V2M (4.)		2:28:09	+35:15	01:35:13	00:52:57
50.	1152	Benoit CLARON	M (49.)	SEM (37.)		2:28:16	+35:22	01:35:44	00:52:33
51.	1079	Yannick GUYOT	M (50.)	V1M (7.)		2:28:39	+35:45	01:35:41	00:52:58
52.	1165	Gilles	M (51.)	V2M (5.)	Les Foulées de	2:29:01	+36:07	01:36:38	00:52:23
53.	1358	Stephane	M (52.)	V1M (8.)	Team 75/13	2:29:22	+36:28	01:34:48	00:54:35
54.	1040	Gaetan BRUEL	M (53.)	V1M (9.)	As Brindas	2:30:30	+37:36	01:38:19	00:52:12
55.	1283	Jean-Marc	M (54.)	V1M (10.)		2:31:08	+38:14	01:35:38	00:55:30
56.	1178	Sébastien	M (55.)	SEM (38.)	Tcml	2:31:29	+38:35	01:41:59	00:49:30
57.	1302	Chantal	F (2.)	V2F (1.)	La Foulee	2:31:55	+14:03	01:38:26	00:53:29
58.	1032	Benjamin	M (56.)	SEM (39.)	Fast Team 69	2:32:18	+39:24	01:38:23	00:53:55
59.	1088	Caroline CLERC	F (3.)	SEF (2.)		2:32:39	+14:47	01:39:31	00:53:08
60.	1389	Olivier KUNTZ	M (57.)	V1M (11.)	Asm Running	2:32:39	+39:45	01:38:49	00:53:50
61.	1301	Jean-Baptiste	M (58.)	SEM (40.)	Cru Chapellois	2:32:44	+39:50	01:34:26	00:58:18
62.	1307	Ronan LE	M (59.)	SEM (41.)		2:33:20	+40:26	01:36:34	00:56:47
63.	1258	Christophe	M (60.)	V1M (12.)		2:33:27	+40:33	01:41:08	00:52:19
64.	1163	Chris JACOUD	M (61.)	SEM (42.)	Nature Orientation	2:33:36	+40:42	01:44:02	00:49:34
65.	1372	Jean-François	M (62.)	V2M (6.)	Courir Pour Des	2:33:43	+40:49	01:39:06	00:54:37
66.	1248	Thomas	M (63.)	SEM (43.)		2:33:52	+40:58	01:38:20	00:55:33
67.	1297	Florian	M (64.)	SEM (44.)		2:33:58	+41:04	01:36:40	00:57:18
68.	1391	Alain NAVARRO	M (65.)	V1M (13.)		2:34:23	+41:29	01:38:36	00:55:47
69.	1045	Pascal	M (66.)	V2M (7.)		2:35:12	+42:18	01:41:11	00:54:01
70.	1349	Simon	M (67.)	SEM (45.)		2:35:34	+42:40	01:39:16	00:56:18
71.	1126	Richard	M (68.)	SEM (46.)		2:35:47	+42:53	01:43:26	00:52:22
72.	1323	Vivien	M (69.)	SEM (47.)		2:36:17	+43:23	01:33:41	01:02:36
73.	1344	Eric LOUAIL	M (70.)	V1M (14.)		2:36:19	+43:25	01:38:54	00:57:25
74.	1239	Serge	M (71.)	V2M (8.)	Club Leo Lagrange	2:36:28	+43:34	01:41:21	00:55:07
75.	1380	Alexandre	M (72.)	SEM (48.)	Free Runners	2:36:55	+44:01	01:39:02	00:57:54
76.	1312	Cyrille	M (73.)	SEM (49.)		2:37:10	+44:16	01:42:28	00:54:42
77.	1371	Emilie BONNET	F (4.)	SEF (3.)		2:37:26	+19:34	01:42:54	00:54:32
78.	1345	Camille MAS	F (5.)	SEF (4.)		2:37:35	+19:43	01:41:52	00:55:44
79.	1157	Stephane	M (74.)	V1M (15.)		2:37:50	+44:56	01:44:50	00:53:01

12/05/2019

Chronométrage et édition des résultats - race|result france

2 / 9



Trail des Coursières : pour que l'esprit trail demeure ! Rendez-vous en 2020 !





Trail des Coursières 2019

Résultats



Classement général Le Trail des Coursières - 25 km

Rang	Dos.	Nom Prénom	M/F	Cat.	Club	Temps		S1	S2
80.	1112	Greg	M (75.)	SEM (50.)	Roanne Tri	2:38:05	+45:11	01:41:39	00:56:27
81.	1376	Gregory	M (76.)	V1M (16.)	Sac A Vin	2:38:13	+45:19	01:38:34	00:59:39
82.	1245	Anthony	M (77.)	SEM (51.)		2:38:26	+45:32	01:37:01	01:01:26
83.	1160	Cyril FOUILLÉ	M (78.)	SEM (52.)	Aaal	2:38:35	+45:41	01:41:50	00:56:46
84.	1388	Damien	M (79.)	V1M (17.)	Asm Running	2:39:02	+46:08	01:38:20	01:00:42
85.	1044	Jerome ROLIN	M (80.)	V1M (18.)	Vlo	2:39:05	+46:11	01:44:15	00:54:51
86.	1226	Benjamin	M (81.)	SEM (53.)		2:39:30	+46:36	01:44:03	00:55:28
87.	1129	Benoît COMTE	M (82.)	V1M (19.)	Clasquin	2:39:35	+46:41	01:40:53	00:58:43
88.	1201	Pierre AUGROS	M (83.)	SEM (54.)		2:39:44	+46:50	01:43:57	00:55:47
89.	1155	Roger	M (84.)	V1M (20.)		2:39:44	+46:50	01:44:01	00:55:43
90.	1341	Stéphane	M (85.)	SEM (55.)		2:39:51	+46:57	01:39:38	01:00:13
91.	1135	Christophe	M (86.)	V1M (21.)		2:39:53	+46:59	01:40:41	00:59:13
92.	1359	Arnaud	M (87.)	SEM (56.)		2:40:03	+47:09	01:41:15	00:58:49
93.	1228	Christophe	M (88.)	V2M (9.)		2:40:21	+47:27	01:43:50	00:56:32
94.	1046	Philippe	M (89.)	V3M (1.)		2:40:23	+47:29	01:44:25	00:55:58
95.	1381	Cédric OLIVIER	M (90.)	V1M (22.)		2:40:38	+47:44	01:44:33	00:56:06
96.	1289	Camille	F (6.)	SEF (5.)	Eol	2:40:39	+22:47	01:44:02	00:56:38
97.	1327	Florent ROSSET	M (91.)	SEM (57.)		2:40:43	+47:49	01:50:28	00:50:16
98.	1056	Fabrice COLLE	M (92.)	V1M (23.)		2:40:51	+47:57	01:44:57	00:55:55
99.	1244	Tiffany FANJAT	F (7.)	SEF (6.)		2:40:54	+23:02	01:46:02	00:54:52
100.	1038	Remi PIROUX	M (93.)	SEM (58.)		2:41:00	+48:06	01:44:12	00:56:48
101.	1176	Bruno	M (94.)	V1M (24.)		2:41:03	+48:09	01:41:39	00:59:24
102.	1171	Marie Laure	F (8.)	V2F (2.)	La Foulée Muroise	2:41:06	+23:14	01:42:53	00:58:13
103.	1107	Alexandre	M (95.)	V1M (25.)		2:41:15	+48:21	01:43:59	00:57:16
104.	1332	François	M (96.)	SEM (59.)		2:41:19	+48:25	01:47:04	00:54:15
105.	1039	Philippe	M (97.)	V3M (2.)		2:41:21	+48:27	01:46:02	00:55:19
106.	1183	Aymeric DE	M (98.)	V1M (26.)		2:41:29	+48:35	01:45:39	00:55:51
107.	1334	Hugo VALLEE	M (99.)	SEM (60.)		2:41:43	+48:49	01:44:17	00:57:27
108.	1337	Anita DUNCAN	F (9.)	SEF (7.)		2:41:50	+23:58	01:45:42	00:56:08
109.	1361	Gerard BORDET	M (100.)	V1M (27.)	Triathlon Club Des	2:41:54	+49:00	01:41:57	00:59:57
110.	1329	Fred LAMBERT	M (101.)	V2M (10.)		2:42:16	+49:22	01:47:43	00:54:34
111.	1259	Arthur Fabien	M (102.)	V1M (28.)		2:42:26	+49:32	01:43:47	00:58:40
112.	1211	David FAURE	M (103.)	V1M (29.)		2:42:45	+49:51	01:46:47	00:55:58
113.	1213	Laurent	M (104.)	V1M (30.)		2:43:07	+50:13	01:46:06	00:57:02
114.	1096	Quentin	M (105.)	JUM (2.)	La Foulée Muroise	2:43:09	+50:15	01:42:32	01:00:38
115.	1233	Stephane	M (106.)	V1M (31.)	Api Tri	2:43:10	+50:16	01:45:45	00:57:26
116.	1100	Bruno GRANGE	M (107.)	SEM (61.)		2:43:17	+50:23	01:40:40	01:02:38
117.	1197	Bastien	M (108.)	SEM (62.)		2:43:36	+50:42	01:40:57	01:02:39
118.	1033	Emmanuelle	F (10.)	SEF (8.)	Fast Team 69	2:43:40	+25:48	01:45:25	00:58:15
119.	1124	Theo	M (109.)	SEM (63.)		2:43:40	+50:46	01:46:18	00:57:23
120.	1182	Mathilde	F (11.)	SEF (9.)		2:43:46	+25:54	01:48:07	00:55:39

12/05/2019

Chronométrage et édition des résultats - race|result france

3 / 9



Trail des Coursières : pour que l'esprit trail demeure ! Rendez-vous en 2020 !





Trail des Coursières 2019

Résultats



Classement général Le Trail des Coursières - 25 km

Rang	Dos.	Nom Prénom	M/F	Cat.	Club	Temps	S1	S2
121.	1365	Aurélie	F (12.)	V1F (1.)		2:43:49 +25:57	01:40:44	01:03:06
122.	1217	Romain BOIDIN	M (110.)	SEM (64.)	Astl	2:43:56 +51:02	01:43:31	01:00:25
123.	1282	Michel DORIN	M (111.)	V2M (11.)		2:44:04 +51:10	01:44:20	00:59:45
124.	1193	Loïc PASSET	M (112.)	V1M (32.)		2:44:08 +51:14	01:51:51	00:52:17
125.	1270	Alexandre	M (113.)	SEM (65.)		2:44:28 +51:34	01:47:15	00:57:13
126.	1052	Audrey	F (13.)	V1F (2.)		2:44:40 +26:48	01:50:23	00:54:18
127.	1354	Philippe LUC	M (114.)	SEM (66.)		2:44:46 +51:52	01:43:44	01:01:02
128.	1224	Laurent	M (115.)	V1M (33.)	Crv Lyon	2:44:51 +51:57	01:45:44	00:59:08
129.	1208	Isabelle SCAPIN	F (14.)	V1F (3.)	Team Scapin	2:45:10 +27:18	01:47:32	00:57:38
130.	1369	Cédric ASPAR	M (116.)	SEM (67.)		2:45:17 +52:23	01:45:52	00:59:25
131.	1368	Didier GRAND	M (117.)	V2M (12.)		2:45:33 +52:39	01:48:45	00:56:49
132.	1159	Jerome	M (118.)	V1M (34.)	Renault Trucks	2:46:18 +53:24	01:48:04	00:58:14
133.	1170	Martine VILLON	F (15.)	SEF (10.)		2:46:33 +28:41	01:47:42	00:58:52
134.	1114	François-Xavier	M (119.)	V2M (13.)		2:46:41 +53:47	01:45:39	01:01:02
135.	1161	Frederic MABA	M (120.)	V1M (35.)		2:46:47 +53:53	01:47:40	00:59:07
136.	1400	Patrick FANFANI	M (121.)	V2M (14.)	Les Foulees de	2:47:37 +54:43	01:43:33	01:04:04
137.	1090	Clément	M (122.)	ESM (2.)		2:47:37 +54:43	01:51:58	00:55:40
138.	1206	Franck BONNET	M (123.)	V2M (15.)		2:47:44 +54:50	01:46:09	01:01:35
139.	1043	Michael	M (124.)	V1M (36.)		2:47:56 +55:02	01:47:56	01:00:00
140.	1080	Lucie RIVAIL	F (16.)	V1F (4.)	Asj74	2:48:24 +30:32	01:48:21	01:00:03
141.	1305	Jerome BAUP	M (125.)	V1M (37.)		2:48:25 +55:31	01:48:07	01:00:19
142.	1370	Philippe	M (126.)	V2M (16.)		2:48:43 +55:49	01:43:57	01:04:47
143.	1280	Pierre FLORI	M (127.)	V2M (17.)	Nose	2:49:13 +56:19	01:48:37	01:00:37
144.	1074	Michael DAMIAN	M (128.)	V1M (38.)	Licorne :)	2:49:14 +56:20	01:44:19	01:04:55
145.	1212	Maxime	M (129.)	SEM (68.)		2:49:20 +56:26	01:47:34	01:01:47
146.	1291	Patrick BOINON	M (130.)	V2M (18.)		2:50:15 +57:21	01:47:26	01:02:49
147.	1059	Guillermo	M (131.)	SEM (69.)	Iron Cumbia	2:50:33 +57:39	01:46:14	01:04:20
148.	1063	Thierry RIVOIRE	M (132.)	V2M (19.)	Les Coursieres	2:50:37 +57:43	01:43:29	01:07:08
149.	1002	Bernard	M (133.)	V2M (20.)	Team Trail Des	2:51:13 +58:19	01:52:19	00:58:54
150.	1200	Mathieu	M (134.)	SEM (70.)	Team Spirulib	2:51:37 +58:43	01:39:37	01:12:00
151.	1060	Michael	M (135.)	SEM (71.)		2:52:05 +59:11	01:48:48	01:03:17
152.	1058	Sebastien	M (136.)	SEM (72.)		2:52:05 +59:11	01:48:50	01:03:15
153.	1252	Frederic	M (137.)	V2M (21.)		2:52:07 +59:13	01:46:56	01:05:11
154.	1061	Jean Marc	M (138.)	V2M (22.)	Les Coursieres	2:52:09 +59:15	01:45:41	01:06:28
155.	1278	Ramona	F (17.)	SEF (11.)	Spode Lyon	2:52:11 +34:19	01:50:59	01:01:12
156.	1351	Fabrice FAYNEL	M (139.)	V1M (39.)	Les Foulees de	2:52:30 +59:36	01:47:59	01:04:31
157.	1229	Michel DE	M (140.)	V3M (3.)	Aspmr	2:52:30 +59:36	01:48:49	01:03:41
158.	1168	Cecile	F (18.)	V1F (5.)	Team Les	2:52:41 +34:49	01:48:11	01:04:30
159.	1048	Christophe	M (141.)	V1M (40.)	Corbas Running	2:52:42 +59:48	01:53:10	00:59:32
160.	1264	Ivan CHAZOT	M (142.)	V1M (41.)	Team Des	2:52:52 +59:58	01:49:42	01:03:10
161.	1398	Philippe	M (143.)	V2M (23.)		2:53:06 +1:00:12	01:47:29	01:05:37

12/05/2019

Chronométrage et édition des résultats - race|result france

4 / 9



Trail des Coursières : pour que l'esprit trail demeure ! Rendez-vous en 2020 !





Trail des Coursières 2019

Résultats





Classement général Le Trail des Coursières - 25 km

Rang	Dos.	Nom Prénom	M/F	Cat.	Club	Temps	S1	S2	
162.	1120	Johan COMES	M (144.)	SEM (73.)		2:53:15	+1:00:21	01:51:06	01:02:09
163.	1143	Vincent	M (145.)	SEM (74.)		2:53:16	+1:00:22	01:50:31	01:02:45
164.	1077	Émilie BRUYAS	F (19.)	V1F (6.)		2:53:24	+35:32	01:50:41	01:02:43
165.	1142	Guillaume	M (146.)	SEM (75.)	Chassieu Rugby	2:53:32	+1:00:38	01:52:40	01:00:52
166.	1296	Yoann VINCENT	M (147.)	JUM (3.)	Absm	2:53:51	+1:00:57	01:53:53	00:59:58
167.	1190	Mathieu	M (148.)	SEM (76.)		2:54:01	+1:01:07	01:53:25	01:00:37
168.	1331	Mathieu	M (149.)	SEM (77.)		2:54:02	+1:01:08	01:48:24	01:05:38
169.	1205	Franck GILLOT	M (150.)	SEM (78.)	Lyonvtt	2:54:20	+1:01:26	01:51:01	01:03:19
170.	1363	Jean-Baptiste	M (151.)	SEM (79.)		2:54:26	+1:01:32	01:46:48	01:07:38
171.	1402	Benoit OLLIVIER	M (152.)	SEM (80.)		2:54:39	+1:01:45	01:51:34	01:03:06
172.	1042	Gregory SEON	M (153.)	V1M (42.)		2:54:50	+1:01:56	01:55:13	00:59:38
173.	1235	Sylvain	M (154.)	SEM (81.)		2:55:00	+1:02:06	01:51:56	01:03:04
174.	1338	Gilles	M (155.)	V3M (4.)	Rillieux Triathlon	2:55:02	+1:02:08	01:51:51	01:03:11
175.	1105	Lauriane	F (20.)	SEF (12.)		2:55:45	+37:53	01:51:37	01:04:09
176.	1362	Julien	M (156.)	SEM (82.)		2:56:30	+1:03:36	01:56:35	00:59:56
177.	1310	Antone LELEU	M (157.)	SEM (83.)		2:56:33	+1:03:39	01:53:52	01:02:41
178.	1209	Ludovic SCAPIN	M (158.)	V1M (43.)	Team Scapin	2:58:05	+1:05:11	01:54:05	01:04:01
179.	1383	Dominique	M (159.)	V2M (24.)	Tdr	2:58:31	+1:05:37	01:53:57	01:04:34
180.	1186	Bernard	M (160.)	V2M (25.)		2:58:38	+1:05:44	01:52:18	01:06:21
181.	1328	Benjamin	M (161.)	SEM (84.)		2:58:48	+1:05:54	01:50:30	01:08:18
182.	1185	Matthias	M (162.)	SEM (85.)		2:59:01	+1:06:07	01:55:08	01:03:54
183.	1377	Franck TRILLAT	M (163.)	V1M (44.)		2:59:08	+1:06:14	01:54:58	01:04:10
184.	1199	Ludovic	M (164.)	SEM (86.)	Team Trailleur	2:59:13	+1:06:19	01:55:00	01:04:13
185.	1378	Mathieu VAN	M (165.)	V1M (45.)	Esl Pierre Benite	2:59:35	+1:06:41	01:53:56	01:05:39
186.	1092	Louis MARTIN	M (166.)	V3M (5.)		2:59:51	+1:06:57	01:54:34	01:05:17
187.	1078	Jean-Yves	M (167.)	V2M (26.)	Entente Uest	3:00:25	+1:07:31	01:55:15	01:05:10
188.	1169	Sylvain	M (168.)	SEM (87.)		3:00:55	+1:08:01	01:49:59	01:10:56
189.	1016	Jean-Francois	M (169.)	V2M (27.)	Corbas Running	3:00:59	+1:08:05	01:57:02	01:03:58
190.	1013	Clara	F (21.)	SEF (13.)		3:01:27	+43:35	01:55:38	01:05:49
191.	1274	Grégory	M (170.)	SEM (88.)	La Foulée Muroise	3:01:45	+1:08:51	01:54:59	01:06:46
192.	1214	Frank LAMOTTE	M (171.)	V2M (28.)	Mcgr	3:01:50	+1:08:56	01:54:47	01:07:04
193.	1103	Mathieu	M (172.)	SEM (89.)		3:02:33	+1:09:39	01:56:02	01:06:32
194.	1102	Gregory	M (173.)	V1M (46.)		3:02:33	+1:09:39	01:56:31	01:06:02
195.	1147	Florian MARION	M (174.)	SEM (90.)		3:02:37	+1:09:43	01:55:14	01:07:24
196.	1304	Ingrid MULLER	F (22.)	SEF (14.)		3:02:39	+44:47	01:56:10	01:06:30
197.	1091	Benoit	M (175.)	V1M (47.)		3:02:46	+1:09:52	01:56:38	01:06:09
198.	1265	Fred VOCCIA	M (176.)	SEM (91.)	Technoalpin	3:02:47	+1:09:53	01:55:12	01:07:35
199.	1348	Sandrine	F (23.)	SEF (15.)		3:02:54	+45:02	01:59:25	01:03:29
200.	1108	Eric ALNET	M (177.)	V1M (48.)		3:03:28	+1:10:34	01:55:21	01:08:07
201.	1133	Stephane	M (178.)	V1M (49.)		3:03:33	+1:10:39	01:52:30	01:11:03
202.	1353	Matthias	M (179.)	V1M (50.)	Rt Trail	3:03:46	+1:10:52	01:54:38	01:09:09

12/05/2019

Chronométrage et édition des résultats - race|result france

5 / 9



Trail des Coursières : pour que l'esprit trail demeure ! Rendez-vous en 2020 !





Trail des Coursières 2019

Résultats



Classement général Le Trail des Coursières - 25 km

Rang	Dos.	Nom Prénom	M/F	Cat.	Club	Temps	S1	S2
203.	1089	Nicolas GRACIA	M (180.)	SEM (92.)		3:04:01	+1:11:07	01:56:34 01:07:27
204.	1250	Guillaume ROTH	M (181.)	V2M (29.)		3:04:12	+1:11:18	01:58:34 01:05:38
205.	1263	Bastien ENAULT	M (182.)	SEM (93.)		3:05:04	+1:12:10	01:50:12 01:14:53
206.	1047	Christophe	M (183.)	V1M (51.)		3:05:12	+1:12:18	01:54:59 01:10:14
207.	1172	Stephane	M (184.)	V1M (52.)		3:05:13	+1:12:19	01:56:13 01:09:00
208.	1366	André GANDON	M (185.)	V2M (30.)		3:05:16	+1:12:22	01:55:43 01:09:34
209.	1246	Claire	F (24.)	SEF (16.)		3:05:31	+47:39	01:57:50 01:07:41
210.	1243	Victor SILVA	M (186.)	V1M (53.)		3:05:31	+1:12:37	01:58:02 01:07:30
211.	1148	Norman WENDE	M (187.)	SEM (94.)	Norman	3:06:06	+1:13:12	02:01:09 01:04:58
212.	1015	Cécile CHAVAS	F (25.)	SEF (17.)		3:06:08	+48:16	02:01:59 01:04:10
213.	1014	Guillaume	M (188.)	SEM (95.)		3:06:08	+1:13:14	01:55:47 01:10:22
214.	1352	Eric PERRET	M (189.)	V2M (31.)		3:06:33	+1:13:39	01:54:44 01:11:49
215.	1290	Patrice FONT	M (190.)	V1M (54.)		3:06:52	+1:13:58	01:54:11 01:12:42
216.	1347	Emmanuel	M (191.)	V1M (55.)		3:06:54	+1:14:00	01:55:29 01:11:25
217.	1150	Yahelle	F (26.)	V1F (7.)		3:07:06	+49:14	01:58:23 01:08:43
218.	1151	Sébastien	M (192.)	V1M (56.)		3:07:08	+1:14:14	01:58:21 01:08:48
219.	1339	Amaury	M (193.)	V1M (57.)		3:07:10	+1:14:16	02:01:12 01:05:58
220.	1166	Lucas VILLE	M (194.)	SEM (96.)		3:07:12	+1:14:18	01:55:23 01:11:50
221.	1104	Lucie	F (27.)	SEF (18.)		3:07:25	+49:33	02:04:53 01:02:32
222.	1196	Corentin	M (195.)	SEM (97.)		3:07:38	+1:14:44	01:58:58 01:08:41
223.	1030	Pierrick	M (196.)	SEM (98.)		3:07:56	+1:15:02	01:52:54 01:15:02
224.	1318	Laurent	M (197.)	V1M (58.)		3:08:11	+1:15:17	01:58:54 01:09:17
225.	1237	Eric BENSIMON	M (198.)	V1M (59.)	Lyon Sport	3:08:20	+1:15:26	01:59:46 01:08:34
226.	1326	Mathieu	M (199.)	SEM (99.)		3:08:48	+1:15:54	01:59:41 01:09:08
227.	1003	Camille	F (28.)	SEF (19.)	Team Trail Des	3:09:19	+51:27	02:00:42 01:08:38
228.	1069	Nelly DURAND	F (29.)	SEF (20.)		3:09:27	+51:35	02:01:53 01:07:34
229.	1137	Fabrice DUMAS	M (200.)	V2M (32.)		3:09:31	+1:16:37	02:01:07 01:08:24
230.	1146	Sophie	F (30.)	V1F (8.)	Corbas Running	3:09:42	+51:50	01:57:59 01:11:44
231.	1144	Fabien	M (201.)	SEM (100.)		3:09:43	+1:16:49	01:58:50 01:10:53
232.	1350	Laurent RAVEL	M (202.)	V1M (60.)		3:10:02	+1:17:08	02:00:22 01:09:41
233.	1192	Marielle VENET	F (31.)	SEF (21.)		3:10:38	+52:46	02:04:09 01:06:29
234.	1249	Sandrine	F (32.)	V2F (3.)	Smon	3:10:42	+52:50	02:04:38 01:06:04
235.	1253	Guy RELAVE	M (203.)	SEM (101.)	Team Des	3:10:57	+1:18:03	02:02:33 01:08:25
236.	1220	Lydie	F (33.)	SEF (22.)	La Tts	3:11:04	+53:12	02:02:55 01:08:09
237.	1087	Eric MARTINEZ	M (204.)	V3M (6.)	Corbas Running	3:11:05	+1:18:11	02:01:56 01:09:09
238.	1374	Peggy CHAMBE	F (34.)	V1F (9.)	Courir Pour Des	3:11:22	+53:30	02:03:26 01:07:57
239.	1373	Fabrice	M (205.)	V1M (61.)	Courir Pour Des	3:11:22	+1:18:28	02:03:22 01:08:01
240.	1154	Franck	M (206.)	SEM (102.)	Corbas Running	3:11:50	+1:18:56	02:01:37 01:10:14
241.	1138	Geoffroy RIVET	M (207.)	V1M (62.)		3:12:21	+1:19:27	01:58:33 01:13:48
242.	1222	Marco	M (208.)	SEM (103.)		3:12:39	+1:19:45	02:01:10 01:11:29
243.	1215	Christian	M (209.)	V2M (33.)	Mcgr	3:12:45	+1:19:51	02:04:20 01:08:25

12/05/2019

Chronométrage et édition des résultats - race|result france

6 / 9



Trail des Coursières : pour que l'esprit trail demeure ! Rendez-vous en 2020 !





Trail des Coursières 2019

Résultats





Classement général Le Trail des Coursières - 25 km

Rang	Dos.	Nom Prénom	M/F	Cat.	Club	Temps	S1	S2	
244.	1405	Kiari_AINA	M_(2_0.)	V1M_(63.)		3_13:04	+1:20_10	02:03:49	01:___16
245.	1292	Karim FARHAT	M (211.)	V1M (64.)	Athletik Laktik	3:13:04	+1:20:10	02:04:38	01:08:27
246.	1156	Franck COUBLE	M (212.)	V1M (65.)		3:13:38	+1:20:44	01:59:55	01:13:43
247.	1357	Pierre	M (213.)	SEM (104.)		3:13:38	+1:20:44	02:00:18	01:13:20
248.	1275	Jean-Rémy	M (214.)	SEM (105.)		3:13:45	+1:20:51	01:59:52	01:13:53
249.	1260	Olivier	M (215.)	SEM (106.)		3:14:07	+1:21:13	02:01:45	01:12:22
250.	1167	Jacques	M (216.)	V1M (66.)		3:14:17	+1:21:23	02:01:04	01:13:13
251.	1121	Valentine JOLLY	F (35.)	ESF (1.)	La Foulée Muroise	3:14:36	+56:44	02:06:14	01:08:22
252.	1118	Claire VINCENT	F (36.)	V1F (10.)		3:15:28	+57:36	02:03:36	01:11:53
253.	1330	Stephane	M (217.)	V1M (67.)		3:15:44	+1:22:50	01:59:26	01:16:18
254.	1386	Cynthia	F (37.)	SEF (23.)	Asm Running	3:15:56	+58:04	02:03:36	01:12:20
255.	1392	Laurent NOEL	M (218.)	V2M (34.)		3:15:56	+1:23:02	02:04:18	01:11:38
256.	1395	Magali	F (38.)	SEF (24.)		3:15:56	+58:04	02:04:18	01:11:38
257.	1396	Bruno CHAUVIN	M (219.)	V2M (35.)	Asm Running	3:15:56	+1:23:02	02:03:33	01:12:23
258.	1191	Nicolas	M (220.)	SEM (107.)	Cornier	3:16:13	+1:23:19	02:00:42	01:15:31
259.	1158	Regis LIEUTIER	M (221.)	V2M (36.)	Smon	3:16:19	+1:23:25	02:06:36	01:09:43
260.	1293	Sebastien	M (222.)	V1M (68.)		3:17:06	+1:24:12		
261.	1333	François	M (223.)	SEM (108.)		3:17:14	+1:24:20	02:00:09	01:17:06
262.	1311	Guillaume	M (224.)	V1M (69.)	Les Truckers	3:17:44	+1:24:50	02:09:25	01:08:19
263.	1175	Carine POCHAT	F (39.)	V1F (11.)	Smon	3:18:20	+1:00:28	02:11:04	01:07:17
264.	1394	Thibaut	M (225.)	SEM (109.)	Asm Running	3:18:50	+1:25:56	02:01:39	01:17:11
265.	1006	Yoan GINESTE	M (226.)	V1M (70.)		3:19:55	+1:27:01	02:05:21	01:14:35
266.	1072	Sandrine	F (40.)	V1F (12.)	Team Btt	3:20:00	+1:02:08	02:09:27	01:10:33
267.	1204	Dorothee	F (41.)	SEF (25.)		3:20:49	+1:02:57	02:04:55	01:15:54
268.	1375	Alexis	M (227.)	V1M (71.)		3:20:50	+1:27:56	02:02:13	01:18:38
269.	1098	Victor MAGAND	M (228.)	SEM (110.)		3:21:03	+1:28:09	02:09:17	01:11:46
270.	1202	Maxime	M (229.)	SEM (111.)		3:21:20	+1:28:26	02:03:53	01:17:27
271.	1256	Alexis	M (230.)	V1M (72.)		3:21:56	+1:29:02	02:05:25	01:16:32
272.	1257	Amaury	M (231.)	SEM (112.)		3:21:56	+1:29:02	02:05:26	01:16:31
273.	1073	Antoine FINCK	M (232.)	V4M (1.)		3:22:04	+1:29:10	02:09:18	01:12:46
274.	1081	José ALAMO	M (233.)	V3M (7.)	Corbas Running	3:22:17	+1:29:23	02:11:29	01:10:49
275.	1012	Louis ROLLET	M (234.)	V3M (8.)	Corbas Running	3:22:17	+1:29:23	02:12:19	01:09:58
276.	1035	Jean-Claude	M (235.)	V4M (2.)	Corbas Running	3:22:35	+1:29:41	02:04:38	01:17:57
277.	1094	Julie GEDEON	F (42.)	V1F (13.)		3:22:45	+1:04:53	02:07:54	01:14:52
278.	1162	Anthony	M (236.)	SEM (113.)	La Rivatiere	3:22:48	+1:29:54	02:00:55	01:21:53
279.	1139	Annick RIVET	F (43.)	V1F (14.)		3:23:06	+1:05:14	02:10:40	01:12:26
280.	1236	Pierre GALLET	M (237.)	V2M (37.)	Lyon Sport	3:23:10	+1:30:16	02:08:21	01:14:50
281.	1062	Anthony	M (238.)	SEM (114.)	Team Kilucru	3:23:17	+1:30:23	02:06:56	01:16:22
282.	1382	Céline	F (44.)	SEF (26.)		3:23:21	+1:05:29	02:08:43	01:14:39
283.	1164	Thomas	M (239.)	V2M (38.)		3:25:02	+1:32:08	02:11:21	01:13:42
284.	1385	Lionel	M (240.)	V1M (73.)	Asm Running	3:25:03	+1:32:09	02:07:24	01:17:40

12/05/2019

Chronométrage et édition des résultats - race|result france

7 / 9



Trail des Coursières : pour que l'esprit trail demeure ! Rendez-vous en 2020 !





Trail des Coursières 2019

Résultats





Classement général Le Trail des Coursières - 25 km

Rang	Dos.	Nom Prénom	M/F	Cat.	Club	Temps	S1	S2
285.	1271	Bertrand	M (241.)	V2M (39.)	Lsm Jogging	3:25:33	+1:32:39	02:11:19 01:14:15
286.	1238	Veronique	F (45.)	V2F (4.)	Lyon Sport	3:25:34	+1:07:42	02:11:19 01:14:15
287.	1267	Georges	M (242.)	V4M (3.)	Esl	3:26:11	+1:33:17	02:13:02 01:13:10
288.	1111	Guillaume	M (243.)	SEM (115.)	Team Rorotte	3:26:28	+1:33:34	02:12:49 01:13:40
289.	1294	Jessica BENOIT	F (46.)	SEF (27.)		3:26:47	+1:08:55	02:05:57 01:20:51
290.	1247	Patrick DAURAT	M (244.)	V1M (74.)		3:28:49	+1:35:55	02:03:45 01:25:04
291.	1004	Stephane	M (245.)	V2M (40.)	Team Trail Des	3:28:49	+1:35:55	02:09:58 01:18:52
292.	1254	Laure GAUTIER	F (47.)	V1F (15.)	Corbas Running	3:30:28	+1:12:36	02:12:43 01:17:45
293.	1125	Jérôme	M (246.)	V2M (41.)	Corbas Running	3:30:28	+1:37:34	02:12:59 01:17:29
294.	1342	Léa REIBEL	F (48.)	SEF (28.)	Trail Entre Elles	3:30:55	+1:13:03	02:15:59 01:14:56
295.	1085	Florence	F (49.)	V1F (16.)		3:31:20	+1:13:28	02:14:54 01:16:27
296.	1086	Monia BEN	F (50.)	V1F (17.)		3:31:20	+1:13:28	02:14:53 01:16:28
297.	1127	Paul SABOT	M (247.)	V2M (42.)		3:31:40	+1:38:46	02:09:17 01:22:23
298.	1188	David LORIEUX	M (248.)	V1M (75.)		3:31:43	+1:38:49	02:18:56 01:12:48
299.	1019	Eddie	M (249.)	V2M (43.)	Corbas Running	3:32:38	+1:39:44	02:12:45 01:19:53
300.	1025	Gerard GILLET	M (250.)	V3M (9.)	Corbas Running	3:32:38	+1:39:44	02:12:57 01:19:41
301.	1355	Thierry VIAL	M (251.)	V1M (76.)		3:32:39	+1:39:45	02:12:33 01:20:07
302.	1021	Tiphaine	F (51.)	SEF (29.)	The Boiteux	3:32:40	+1:14:48	02:12:42 01:19:58
303.	1198	Antoine	M (252.)	V1M (77.)	Courir A Lyon	3:33:24	+1:40:30	02:11:14 01:22:11
304.	1316	Agnes VERON	F (52.)	V2F (5.)	Cascol Athlétisme	3:34:01	+1:16:09	02:18:04 01:15:57
305.	1403	Karine CHOLIER	F (53.)	V1F (18.)	La Foulée Muroise	3:36:43	+1:18:51	02:22:04 01:14:39
306.	1027	Herve	M (253.)	V2M (44.)		3:37:26	+1:44:32	
307.	1364	Brigitte MICHEL	F (54.)	V3F (1.)		3:38:17	+1:20:25	02:20:15 01:18:03
308.	1037	Veronique	F (55.)	V2F (6.)	La Foulée Muroise	3:38:19	+1:20:27	02:24:00 01:14:19
309.	1083	Magalie	F (56.)	SEF (30.)	La Foulée Muroise	3:38:20	+1:20:28	02:24:05 01:14:15
310.	1067	Delphine	F (57.)	V1F (19.)	La Foulée Muroise	3:38:20	+1:20:28	02:22:04 01:16:16
311.	1075	Alexandra	F (58.)	V1F (20.)		3:38:34	+1:20:42	02:19:28 01:19:06
312.	1031	Alain TRICRI	M (254.)	V2M (45.)	Corbas Running	3:38:45	+1:45:51	02:14:23 01:24:22
313.	1113	Patrice	M (255.)	V2M (46.)	Corbas Running	3:38:45	+1:45:51	02:14:31 01:24:15
314.	1174	Christopher	M (256.)	SEM (116.)		3:40:02	+1:47:08	02:04:52 01:35:10
315.	1210	Frédéric	M (257.)	V1M (78.)		3:40:24	+1:47:30	02:18:47 01:21:37
316.	1116	Carole INGOUF	F (59.)	V2F (7.)	Asr Trail 78	3:40:33	+1:22:41	02:26:25 01:14:08
317.	1320	Valerie	F (60.)	SEF (31.)		3:40:47	+1:22:55	02:18:12 01:22:36
318.	1321	Julien JÉGOU	M (258.)	SEM (117.)		3:41:43	+1:48:49	02:19:22 01:22:22
319.	1066	Anne JOUBAN	F (61.)	SEF (32.)		3:41:56	+1:24:04	02:20:36 01:21:20
320.	1022	Jean-Pascal LE	M (259.)	V2M (47.)	Asr Trail 78	3:43:01	+1:50:07	
321.	1023	Anne LAUGIER	F (62.)	V2F (8.)	Asr Trail 78	3:43:01	+1:25:09	02:21:04 01:21:58
322.	1011	Thomas	M (260.)	SEM (118.)	As Boehringer	3:43:05	+1:50:11	02:20:57 01:22:08
323.	1261	Loïc DUROUX	M (261.)	SEM (119.)		3:43:37	+1:50:43	02:21:52 01:21:46
324.	1262	Damien	M (262.)	SEM (120.)	Saint Priest	3:43:38	+1:50:44	02:21:50 01:21:48
325.	1180	Vinciane	F (63.)	SEF (33.)		3:43:44	+1:25:52	02:21:11 01:22:34

12/05/2019

Chronométrage et édition des résultats - race|result france

8 / 9



Trail des Coursières : pour que l'esprit trail demeure ! Rendez-vous en 2020 !





Trail des Coursières 2019

Résultats



Classement général Le Trail des Coursières - 25 km

Rang	Dos.	Nom Prénom	M/F	Cat.	Club	Temps	S1	S2
326.	1356	Sofien	M (263.)	SEM (121.)		3:46:26 +1:53:32	02:11:07	01:35:19
327.	1065	Thao DAO	F (64.)	V1F (21.)		3:46:40 +1:28:48	02:20:54	01:25:47
328.	1308	Julie LAFLEUR	F (65.)	V1F (22.)	Trbb	3:47:06 +1:29:14	02:21:27	01:25:39
329.	1309	Olivier	M (264.)	V1M (79.)	Trbb	3:47:06 +1:54:12	02:19:05	01:28:02
330.	1241	_hristell_	_ (6.)	V1F_(23.)		3:47:06 +1:29:1_	_2:21:27	01_25:40
331.	1017	Laurence	F (67.)	V2F (9.)		3:49:26 +1:31:34	02:29:11	01:20:16
332.	1084	Cédric	M (265.)	V1M (80.)		3:51:45 +1:58:51	02:20:47	01:30:58
333.	1093	Déborah	F (68.)	SEF (34.)		3:52:20 +1:34:28	02:23:40	01:28:40
334.	1315	Lucile	F (69.)	SEF (35.)		3:58:54 +1:41:02	02:26:24	01:32:30
335.	1028	Aude LENOBLE	F (70.)	SEF (36.)		4:00:45 +1:42:53	02:29:15	01:31:30
336.	1343	Gaby	M (266.)	V3M (10.)		4:00:56 +2:08:02	02:29:50	01:31:06
337.	1051	Christine	F (71.)	V2F (10.)	La Foulée Muroise	4:02:08 +1:44:16	02:33:37	01:28:31
338.	1279	Ghariba	F (72.)	V1F (24.)	La Foulee Muroise	4:02:08 +1:44:16	02:33:40	01:28:29
339.	1041	Laetitia ROSAS	F (73.)	V1F (25.)	La Foulée Muroise	4:02:09 +1:44:17	02:33:35	01:28:34
340.	1095	Hervé ROSAS	M (267.)	V1M (81.)	La Foulée Muroise	4:02:09 +2:09:15	02:32:38	01:29:31
341.	1300	Noémie	F (74.)	SEF (37.)	Trbb	4:04:08 +1:46:16	02:32:47	01:31:21
342.	1029	Victorine	F (75.)	SEF (38.)		4:04:28 +1:46:36	02:29:51	01:34:37
343.	1099	Laurent GENDT	M (268.)	SEM (122.)		4:06:04 +2:13:10	02:33:45	01:32:20
344.	1223	Anne Claire	F (76.)	SEF (39.)		4:06:08 +1:48:16	02:30:09	01:36:00
345.	1109	Cyrielle DOUA	F (77.)	SEF (40.)		4:06:08 +1:48:16	02:30:24	01:35:44
346.	1134	Alexandra	F (78.)	SEF (41.)		4:06:09 +1:48:17	02:27:27	01:38:42
347.	1187	Beatrice	F (79.)	V1F (26.)		4:09:13 +1:51:21	02:36:43	01:32:30
348.	1026	Elise	F (80.)	V2F (11.)		4:12:39 +1:54:47	02:41:28	01:31:11
349.	1173	Clément JOLT	M (269.)	SEM (123.)		4:13:16 +2:20:22	02:36:59	01:36:18
350.	1288	Sandrine	F (81.)	SEF (42.)		4:16:05 +1:58:13	02:38:43	01:37:23
351.	1131	Bruno	M (270.)	V2M (48.)		4:21:41 +2:28:47	02:46:02	01:35:39
352.	1130	Anita	F (82.)	V2F (12.)		4:21:41 +2:03:49	02:46:02	01:35:40

Nombre d'inscrits: 352



12/05/2019

Chronométrage et édition des résultats - race|result france

9 / 9




Trail des Coursières : pour que l'esprit trail demeure ! Rendez-vous en 2020 !





Trail des Coursières 2019

Résultats



Classement général Le City Trail des Coursières - 11.5 km

Rang	Dos.	Nom Prénom	M/F	Cat.	Club	Temps	S1	S2
Le City Trail des Coursières - 11.5 km								
1.	1598	Jules CHARRETIER	M (1.)	CAM (1.)	Team Rispoli	47:13	--	
2.	1597	Antoine	M (2.)	CAM (2.)	Team Rispoli	47:13	+00:00	
3.	1726	Loïc LOUIS	M (3.)	SEM (1.)	Afa Feyzin	47:46	+00:33	
4.	1728	Arnaud JULLIAN	M (4.)	SEM (2.)	Tassin	49:27	+02:14	
5.	1615	Matteo VIAL	M (5.)	CAM (3.)	Tcml	51:52	+04:39	
6.	1623	Dimitri	M (6.)	CAM (4.)	Triathlon Club Des Monts	52:42	+05:29	
7.	1750	Olivier ALFANO	M (7.)	V1M (1.)	Tdr Craponne	52:48	+05:35	
8.	1671	Raphaël VARENNE	M (8.)	SEM (3.)		52:54	+05:41	
9.	1727	Valerie JULLIAN	F (1.)	SEF (1.)	Tassin	54:23	--	
10.	1660	Benjamin	M (9.)	SEM (4.)	Crv Lyon	55:18	+08:05	
11.	1755	Mattéo_UBERTI	M (1.)	CAM (5.)	Comit_Sportif_Du Lac	5_:7	+08:14	
12.	1754	_red_ri_RUBER__	M (_1.)	V1M_(2.)	Comit_Sportif_Du Lac	55:2_	+08:_5	
13.	1674	Romane	F (2.)	JUF (1.)	Intergeneration Runners	57:18	+02:55	
14.	1748	Mickaël CHAMBLAS	M (12.)	SEM (5.)		57:21	+10:08	
15.	1665	Sébastien	M (13.)	SEM (6.)	Courir A Lyon	57:47	+10:34	
16.	1591	Bastien PALANDRE	M (14.)	CAM (6.)	Tcml	58:21	+11:08	
17.	1708	Jonathan ARANDEL	M (15.)	SEM (7.)		59:24	+12:11	
18.	1569	David GUERIN	M (16.)	SEM (8.)		59:51	+12:38	
19.	1575	Matthieu SCHUTZE	M (17.)	SEM (9.)		1:00:54	+13:41	
20.	1752	Alix MOREL	F (3.)	SEF (2.)		1:01:01	+06:38	
21.	1705	Thierry FIEROBE	M (18.)	V2M (1.)	Courir Pour Des Pommes	1:01:11	+13:58	
22.	1747	Sophie	F (4.)	SEF (3.)	Esl Francheville	1:01:34	+07:11	
23.	1738	Estelle CHAMBE	F (5.)	V1F (1.)		1:01:41	+07:18	
24.	1753	Ca_los DA S_L_A	M (19.)	V2M (2__		_:01:45	+_4:32	
25.	1668	Sylviane BOULHOL	F (6.)	V1F (2.)		1:02:51	+08:28	
26.	1542	Nicolas VARENNE	M (20.)	V1M (3.)		1:03:06	+15:53	
27.	1675	Romane	F (7.)	JUF (2.)	Sxm Runners	1:03:47	+09:24	
28.	1667	Nathan VILLARD	M (21.)	CAM (7.)		1:04:07	+16:54	
29.	1588	Louis PONCET	M (22.)	CAM (8.)		1:04:26	+17:13	
30.	1614	Anthony DURRIS	M (23.)	SEM (10.)	Team Des Monts 69	1:04:39	+17:26	
31.	1684	Nicolas MANZARI	M (24.)	V1M (4.)		1:05:43	+18:30	
32.	1554	Emmanuel DUC	M (25.)	SEM (11.)	Erico	1:05:44	+18:31	
33.	1635	Laurent MALFREYT	M (26.)	V1M (5.)	Coueurs de L'ouest	1:06:04	+18:51	
34.	1696	Lilian NAUJAC	M (27.)	JUM (1.)	Entente Ouest Lyonnais	1:06:04	+18:51	
35.	1678	Jean Marc VILLET	M (28.)	V2M (3.)		1:06:20	+19:07	
36.	1501	Gilles BONNIER	M (29.)	V2M (4.)	Team Trail Des	1:06:21	+19:08	
37.	1735	Axel DEMEYERE	M (30.)	SEM (12.)		1:06:49	+19:36	
38.	1693	Guillaume PLASSE	M (31.)	SEM (13.)		1:07:01	+19:48	

12/05/2019

Chronométrage et édition des résultats - race|result france

1 / 6



Trail des Coursières : pour que l'esprit trail demeure ! Rendez-vous en 2020 !





Trail des Coursières 2019

Résultats



Classement général Le City Trail des Coursières - 11.5 km

Rang	Dos.	Nom Prénom	M/F	Cat.	Club	Temps	S1	S2
39.	1715	Guillaume	M (32.)	SEM (14.)		1:07:43	+20:30	
40.	1521	Herve MATHEVET	M (33.)	V2M (5.)		1:07:50	+20:37	
41.	1682	Valéry FORT	M (34.)	V1M (6.)		1:07:52	+20:39	
42.	1513	Bruno RIVOIRE	M (35.)	V1M (7.)	Karbuerojack	1:07:56	+20:43	
43.	1502	Geoffrey	M (36.)	SEM (15.)	Team Trail Des	1:07:57	+20:44	
44.	1548	Pierre ARTHAUD	M (37.)	CAM (9.)		1:08:04	+20:51	
45.	1538	Thierry PIEGAY	M (38.)	V2M (6.)		1:08:08	+20:55	
46.	1670	Mickael BOYER	M (39.)	SEM (16.)		1:08:17	+21:04	
47.	1741	Fabien BONNIER	M (40.)	SEM (17.)	Alsip	1:08:34	+21:21	
48.	1737	Arnaud LORA	M (41.)	V2M (7.)		1:08:34	+21:21	
49.	1695	Guillaume DELILLE	M (42.)	SEM (18.)		1:08:35	+21:22	
50.	1642	Anne VANLIN	F (8.)	V1F (3.)	Les Coureurs de L'ouest	1:08:36	+14:13	
51.	1643	David VANLIN	M (43.)	V1M (8.)		1:08:36	+21:23	
52.	1533	Helena HUART	F (9.)	SEF (4.)		1:08:53	+14:30	
53.	1572	Aurélia THIOILLIER	F (10.)	SEF (5.)	Lyon Athlétisme	1:09:17	+14:54	
54.	1549	Leo VENET	M (44.)	CAM (10.)		1:09:17	+22:04	
55.	1556	Damien BERLIER	M (45.)	SEM (19.)		1:09:18	+22:05	
56.	1550	Franck FOURNEL	M (46.)	SEM (20.)		1:09:19	+22:06	
57.	1664	Jae Cheul CHUNG	M (47.)	SEM (21.)		1:09:25	+22:12	
58.	1573	Julien FOURNIER	M (48.)	SEM (22.)	Nvent	1:09:31	+22:18	
59.	1658	Mateo BADOIL	M (49.)	JUM (2.)		1:09:42	+22:29	
60.	1666	Celine THOMAS	F (11.)	V1F (4.)	Esl Francheville	1:10:07	+15:44	
61.	1716	Franck POZZO	M (50.)	V2M (8.)	Esl Francheville	1:10:09	+22:56	
62.	1733	Cyril BONTEMPS	M (51.)	V1M (9.)		1:10:21	+23:08	
63.	1659	Enzo BADOIL	M (52.)	ESM (1.)		1:10:35	+23:22	
64.	1570	Mathieu	M (53.)	SEM (23.)		1:10:40	+23:27	
65.	1595	Maryan	M (54.)	V2M (9.)		1:10:47	+23:34	
66.	1585	Lionel GARCIA	M (55.)	SEM (24.)	Team Tro Tro	1:10:48	+23:35	
67.	1592	Julie	F (12.)	SEF (6.)		1:10:49	+16:26	
68.	1672	Christophe	M (56.)	V1M (10.)	Team Tro Tro	1:10:49	+23:36	
69.	1656	Alexis JACQUIER	M (57.)	SEM (25.)		1:10:50	+23:37	
70.	1655	Bertrand THOLLOT	M (58.)	SEM (26.)		1:10:50	+23:37	
71.	1706	Victor LEMOINE	M (59.)	V3M (1.)	Courir Pour Des Pommes	1:10:55	+23:42	
72.	1732	Marine	F (13.)	SEF (7.)		1:11:05	+16:42	
73.	1599	Pascal VENET	M (60.)	V2M (10.)		1:11:23	+24:10	
74.	1596	Pierre BROUILLET	M (61.)	CAM (11.)		1:11:25	+24:12	
75.	1638	Loic BIOT	M (62.)	V1M (11.)		1:11:29	+24:16	
76.	1657	Andy BADOIL	M (63.)	JUM (3.)		1:11:32	+24:19	
77.	1551	Adrien HASSLER	M (64.)	CAM (12.)		1:11:33	+24:20	
78.	1535	Clara FANGET	F (14.)	ESF (1.)		1:11:33	+17:10	
79.	1632	Margault FRENAY	F (15.)	SEF (8.)		1:11:49	+17:26	

12/05/2019

Chronométrage et édition des résultats - race|result france

2 / 6




Trail des Coursières : pour que l'esprit trail demeure ! Rendez-vous en 2020 !





Trail des Coursières 2019

Résultats





Classement général Le City Trail des Coursières - 11.5 km

Rang	Dos.	Nom Prénom	M/F	Cat.	Club	Temps	S1	S2
80.	1722	Carole BADOIL	F (16.)	SEF (9.)	Asm Running	1:11:52	+17:29	
81.	1661	Claire PERISSE	F (17.)	SEF (10.)		1:12:14	+17:51	
82.	1600	Gaëlle PIEGAY	F (18.)	SEF (11.)		1:12:19	+17:56	
83.	1694	Caroline DELILLE	F (19.)	SEF (12.)		1:12:33	+18:10	
84.	1527	Graziano DUCLY	M (65.)	V3M (2.)	Rando Running Lozanne	1:12:48	+25:35	
85.	1567	Xavier MARSAULT	M (66.)	V2M (11.)		1:13:03	+25:50	
86.	1731	Christophe IMBERT	M (67.)	SEM (27.)		1:13:37	+26:24	
87.	1612	Eléonore BRANCHY	F (20.)	SEF (13.)		1:13:52	+19:29	
88.	1707	Carine VUILLET	F (21.)	V1F (5.)		1:13:58	+19:35	
89.	1683	Arnaud MARTIN	M (68.)	SEM (28.)		1:14:02	+26:49	
90.	1690	Bastien JACOUD	M (69.)	SEM (29.)		1:14:07	+26:54	
91.	1621	Valerie VIGNERON	F (22.)	V2F (1.)		1:14:09	+19:46	
92.	1546	Cecile CHEVALIER	F (23.)	SEF (14.)		1:14:15	+19:52	
93.	1547	Damien	M (70.)	SEM (30.)		1:14:15	+27:02	
94.	1584	Bastien BERGER	M (71.)	ESM (2.)		1:14:29	+27:16	
95.	1641	Benjamin BOUIN	M (72.)	SEM (31.)		1:14:45	+27:32	
96.	1724	Marielle	F (24.)	SEF (15.)	Asm Running	1:15:32	+21:09	
97.	1743	Alexandra	F (25.)	V1F (6.)		1:15:48	+21:25	
98.	1692	Elodie BOUTEILLE	F (26.)	SEF (16.)		1:15:59	+21:36	
99.	1625	Fabienne CICHY	F (27.)	V2F (2.)		1:16:21	+21:58	
100.	1539	Elisabeth PIEGAY	F (28.)	V2F (3.)		1:16:29	+22:06	
101.	1613	Sabrina	F (29.)	SEF (17.)	Team Des Monts 69	1:16:37	+22:14	
102.	1718	Hugo FAUCON	M (73.)	V1M (12.)		1:16:41	+29:28	
103.	1700	Marc RUHLMANN	M (74.)	SEM (32.)		1:16:48	+29:35	
104.	1663	Sophie DE MONTI	F (30.)	V1F (7.)		1:16:56	+22:33	
105.	1518	Marine PIROUX	F (31.)	SEF (18.)		1:16:58	+22:35	
106.	1719	Catherine JOLLY	F (32.)	V3F (1.)	La Foulée Muroise	1:16:58	+22:35	
107.	1616	Véronique	F (33.)	SEF (19.)	Oullins Triathlon	1:17:02	+22:39	
108.	1558	Frederic FAYOLLE	M (75.)	V1M (13.)		1:17:09	+29:56	
109.	1509	Grégory PONCET	M (76.)	SEM (33.)		1:17:35	+30:22	
110.	1645	Luc GUIGARD	M (77.)	V2M (12.)		1:17:45	+30:32	
111.	1603	Marine VALETTE	F (34.)	SEF (20.)		1:17:46	+23:23	
112.	1559	Hinde EL HAJIBI	F (35.)	SEF (21.)		1:17:51	+23:28	
113.	1510	Philippe POURREY	M (78.)	V2M (13.)		1:18:08	+30:55	
114.	1633	Louis MARTIN	M (79.)	SEM (34.)		1:18:29	+31:16	
115.	1619	Bryan ESCOT	M (80.)	SEM (35.)	Les Jambes Raids	1:18:30	+31:17	
116.	1751	Laurent POULAT	M (81.)	V1M (14.)	Cap Grand Air / Asmse42	1:18:36	+31:23	
117.	1704	Florence SOLILY	F (36.)	V2F (4.)	Courir Pour Des Pommes	1:18:44	+24:21	
118.	1713	Arnaud BREJOT	M (82.)	SEM (36.)		1:19:04	+31:51	
119.	1685	Aurelie BONNARD	F (37.)	SEF (22.)		1:19:31	+25:08	
120.	1517	Nathalie BECKER	F (38.)	V1F (8.)	Corbas Running	1:19:36	+25:13	

12/05/2019

Chronométrage et édition des résultats - race|result france

3 / 6



Trail des Coursières : pour que l'esprit trail demeure ! Rendez-vous en 2020 !





Trail des Coursières 2019

Résultats



Classement général Le City Trail des Coursières - 11.5 km

Rang	Dos.	Nom Prénom	M/F	Cat.	Club	Temps	S1	S2
121.	1566	Nolwenn JACOUD	F (39.)	SEF (23.)		1:19:55	+25:32	
122.	1530	Marie TALEB	F (40.)	V2F (5.)	Raid Eurosportif Brignais	1:20:01	+25:38	
123.	1576	Clément	M (83.)	SEM (37.)		1:20:18	+33:05	
124.	1580	Aurélien	M (84.)	SEM (38.)		1:20:18	+33:05	
125.	1701	David BELOGI	M (85.)	V1M (15.)	Siap	1:20:31	+33:18	
126.	1654	Cedric GALMICHE	M (86.)	SEM (39.)		1:20:47	+33:34	
127.	1712	Thierry MARNAS	M (87.)	V1M (16.)		1:20:49	+33:36	
128.	1740	Laurie BONNIER	F (41.)	SEF (24.)	Alsip	1:21:32	+27:09	
129.	1697	Manon JOLLY	F (42.)	SEF (25.)		1:21:47	+27:24	
130.	1714	Alexandre SIMON	M (88.)	SEM (40.)		1:21:50	+34:37	
131.	1604	Corinne FAURE	F (43.)	V1F (9.)		1:21:54	+27:31	
132.	1745	Engie FORGE	F (44.)	V1F (10.)	La Tts	1:22:33	+28:10	
133.	1703	Pascale FOURNIER	F (45.)	V3F (2.)	Courir Pour Des Pommes	1:22:37	+28:14	
134.	1736	Coraline THELLIER	F (46.)	SEF (26.)		1:22:48	+28:25	
135.	1594	Alyne MAGNIN	F (47.)	V1F (11.)		1:22:57	+28:34	
136.	1739	Gael BADIOU	M (89.)	SEM (41.)	La Team Des Trailleurs	1:22:57	+35:44	
137.	1742	Elodie ROUSSET	F (48.)	SEF (27.)	La Tts	1:22:57	+28:34	
138.	1686	Celine BERTRAND	F (49.)	V1F (12.)		1:23:07	+28:44	
139.	1628	Fabienne MARCON	F (50.)	SEF (28.)	Artilleurs de Parilly	1:23:25	+29:02	
140.	1629	Grégory MARCON	M (90.)	SEM (42.)	Artilleurs de Parilly	1:23:25	+36:12	
141.	1721	Alain VIOLLET	M (91.)	V2M (14.)	Corbas Running	1:23:41	+36:28	
142.	1634	Daniel GRÉGOIRE	M (92.)	V2M (15.)		1:23:47	+36:34	
143.	1515	Pauline BESSON	F (51.)	SEF (29.)		1:23:52	+29:29	
144.	1611	Robert DI RUSCIO	M (93.)	V2M (16.)		1:23:52	+36:39	
145.	1610	Anne-Marie ANGELI	F (52.)	V1F (13.)		1:23:52	+29:29	
146.	1608	Aline VASLET	F (53.)	V2F (6.)		1:24:14	+29:51	
147.	1578	Sylvie DURIX	F (54.)	V1F (14.)		1:24:15	+29:52	
148.	1653	Jean VÉRICEL	M (94.)	V4M (1.)		1:24:31	+37:18	
149.	1626	Amandine SOUAL	F (55.)	SEF (30.)	Team Running Pilat	1:24:49	+30:26	
150.	1523	Lionel PIEGAY	M (95.)	SEM (43.)		1:25:09	+37:56	
151.	1606	Edith VACHER	F (56.)	SEF (31.)	Didith	1:25:10	+30:47	
152.	1689	Sandrine GRANGE	F (57.)	SEF (32.)		1:25:15	+30:52	
153.	1691	Estelle JELLAD	F (58.)	SEF (33.)		1:25:24	+31:01	
154.	1699	Hélène GAUTRON	F (59.)	SEF (34.)		1:25:34	+31:11	
155.	1552	Pascaline RUSSIER	F (60.)	SEF (35.)	Les Mamas Sportives	1:25:45	+31:22	
156.	1586	Audrey MATHIS	F (61.)	SEF (36.)		1:25:45	+31:22	
157.	1557	Fanny GIRAUDIER	F (62.)	SEF (37.)	Les Mamas Sportives	1:25:45	+31:22	
158.	1669	Ophélie PARES	F (63.)	SEF (38.)		1:26:19	+31:56	
159.	1577	Yann DURIX	M (96.)	V1M (17.)		1:26:34	+39:21	
160.	1720	Katrin PORS	F (64.)	SEF (39.)		1:26:34	+32:11	
161.	1744	Melanie DUBOEUF	F (65.)	SEF (40.)		1:26:37	+32:14	

12/05/2019

Chronométrage et édition des résultats - race|result france

4 / 6




Trail des Coursières : pour que l'esprit trail demeure ! Rendez-vous en 2020 !





Trail des Coursières 2019

Résultats



Classement général Le City Trail des Coursières - 11.5 km

Rang	Dos.	Nom Prénom	M/F	Cat.	Club	Temps	S1	S2
162.	1647	Cecile DUMAS	F (66.)	V1F (15.)		1:26:55	+32:32	
163.	1555	Océane BARNIER	F (67.)	SEF (41.)		1:27:10	+32:47	
164.	1514	Morgane MILLER	F (68.)	SEF (42.)		1:27:19	+32:56	
165.	1561	Sarah AOUANI	F (69.)	SEF (43.)		1:27:19	+32:56	
166.	1581	Anne JULIAN	F (70.)	V1F (16.)		1:27:23	+33:00	
167.	1677	Léa MARLOT	F (71.)	SEF (44.)		1:27:30	+33:07	
168.	1589	Juliette COMBE	F (72.)	SEF (45.)		1:27:30	+33:07	
169.	1650	Maylis JANIN	F (73.)	SEF (46.)		1:27:38	+33:15	
170.	1651	Julien CORBIERES	M (97.)	SEM (44.)		1:27:39	+40:26	
171.	1543	Sandrine ALNET	F (74.)	V1F (17.)		1:27:41	+33:18	
172.	1723	Nadege CAYET	F (75.)	SEF (47.)	Asm Running	1:28:05	+33:42	
173.	1620	Guillaume	M (98.)	SEM (45.)	Team Rider Gone's	1:28:13	+41:00	
174.	1662	Sylvie CANCELON	F (76.)	V2F (7.)		1:28:38	+34:15	
175.	1574	Celine COUPAT	F (77.)	SEF (48.)		1:28:55	+34:32	
176.	1590	Laure LABEAUME	F (78.)	SEF (49.)		1:29:18	+34:55	
177.	1710	Gilles NOGUEROL	M (99.)	V2M (17.)		1:29:44	+42:31	
178.	1709	Marine LEBRUN	F (79.)	V2F (8.)		1:29:44	+35:21	
179.	1560	Eloïse GRILLON	F (80.)	SEF (50.)		1:30:04	+35:41	
180.	1702	Séverine	F (81.)	V1F (18.)	Courir Pour Des Pommes	1:31:40	+37:17	
181.	1531	Lena BRUYERE	F (82.)	CAF (1.)		1:32:16	+37:53	
182.	1688	Olivier BOUVIER	M (100.)	SEM (46.)		1:32:20	+45:07	
183.	1681	Myriam CHEVILLOT	F (83.)	SEF (51.)		1:32:41	+38:18	
184.	1631	Aude LOOPUYT	F (84.)	V1F (19.)		1:32:48	+38:25	
185.	1636	Élodie FRANZI	F (85.)	SEF (52.)		1:32:48	+38:25	
186.	1532	Anne-Laure	F (86.)	SEF (53.)		1:33:05	+38:42	
187.	1536	Sonia MALLAVAL	F (87.)	V1F (20.)		1:33:07	+38:44	
188.	1711	Nathalie FOURNIER	F (88.)	V2F (9.)	Corbas Running	1:33:23	+39:00	
189.	1627	Amélie GOUTAGNY	F (89.)	SEF (54.)		1:33:41	+39:18	
190.	1507	Sandrine JAHAN	F (90.)	V2F (10.)	Corbas Running	1:34:04	+39:41	
191.	1508	Fabrice JAHAN	M (101.)	V2M (18.)		1:34:04	+46:51	
192.	1545	Marie-Luce MARTIN	F (91.)	V2F (11.)	Corbas Running	1:34:05	+39:42	
193.	1605	Sylvain DI-MAURO	M (102.)	V2M (19.)		1:34:10	+46:57	
194.	1582	Christophe	M (103.)	V2M (20.)	Eva 07	1:34:10	+46:57	
195.	1602	Christophe ROGIER	M (104.)	V2M (21.)		1:34:10	+46:57	
196.	1579	Jean Marc PERRET	M (105.)	V2M (22.)		1:34:11	+46:58	
197.	1640	Romain TAMBUZZO	M (106.)	SEM (47.)		1:34:11	+46:58	
198.	1583	Philippe POULOT	M (107.)	V2M (23.)	On Court Pour Alain	1:34:12	+46:59	
199.	1617	Thierry GUYOT	M (108.)	V2M (24.)		1:34:12	+46:59	
200.	1618	Floriane GUYOT	F (92.)	JUF (3.)		1:34:12	+39:49	
201.	1639	Patricia GAZEL	F (93.)	V1F (21.)		1:34:36	+40:13	
202.	1520	Sophie	F (94.)	V1F (22.)	Club Yzeron	1:36:35	+42:12	

12/05/2019

Chronométrage et édition des résultats - race|result france

5 / 6



Trail des Coursières : pour que l'esprit trail demeure ! Rendez-vous en 2020 !





Trail des Coursières 2019

Résultats



Classement général Le City Trail des Coursières - 11.5 km

Rang	Dos.	Nom Prénom	M/F	Cat.	Club	Temps	S1	S2
203.	1568	Maëlys JACOUD	F (95.)	SEF (55.)		1:37:45 +43:22		
204.	1624	Jean-Luc CICHY	M (109.)	V2M (25.)		1:38:14 +51:01		
205.	1680	Noël BROCHIER	M (110.)	V2M (26.)		1:38:24 +51:11		
206.	1622	Marie-France PINEL	F (96.)	V3F (3.)	Mcgr	1:38:38 +44:15		
207.	1522	Sybille GONZALEZ	F (97.)	V1F (23.)		1:39:36 +45:13		
208.	1630	Didier COUVERT	M (111.)	V3M (3.)	Mcgr	1:41:02 +53:49		
209.	1511	Danielle	F (98.)	V3F (4.)	Asr Trail 78	1:43:18 +48:55		
210.	1503	Isabelle VERNAY	F (99.)	SEF (56.)		1:43:25 +49:02		
211.	1524	Audric PIEGAY	M (112.)	SEM (48.)		1:43:54 +56:41		
212.	1565	Isma YATOUJI	F (100.)	V1F (24.)	Team Sarah	1:48:21 +53:58		
213.	1587	Marie BELLO	F (101.)	SEF (57.)		1:48:21 +53:58		
214.	1506	Coralie THIZY	F (102.)	ESF (2.)		1:51:21 +56:58		
215.	1609	Veronique	F (103.)	V2F (12.)	Mcgr	1:51:28 +57:05		
216.	1512	Corinne MOUETTE	F (104.)	V2F (13.)		1:51:29 +57:06		
217.	1505	Gilles	M (113.)	V3M (4.)		1:54:40 +1:07:27		
218.	1504	Solange	F (105.)	V2F (14.)		1:54:40 +1:00:17		
219.	1749	Alexandre	M (114.)	V1M (18.)		2:55:46 +2:08:33	01:53:	01:02

Nombre d'inscrits: 219

12/05/2019

Chronométrage et édition des résultats - race|result france

6 / 6



Trail des Coursières : pour que l'esprit trail demeure ! Rendez-vous en 2020 !

